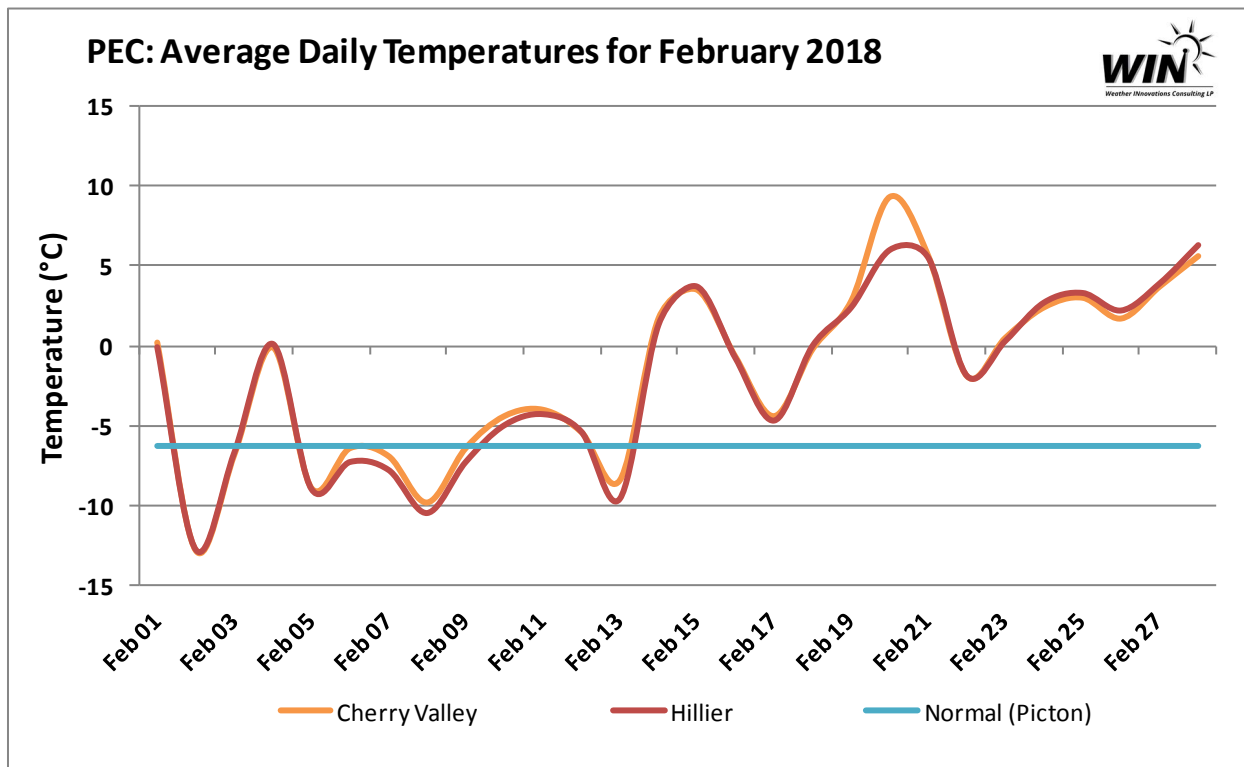




February 2018

Overview

Above normal temperatures were prevalent throughout February 2018. Average temperatures were -1.7°C at Cherry Valley and -2.0°C at Hillier, compared to -1.2°C at Cherry Valley and -1.3°C at Hillier in 2016. Accordingly, the average monthly temperatures were 4.3°C to 4.6°C above normal for this appellation, compared to 5.0°C to 5.1°C above normal in 2017. These statistics are based on Environment Canada's 30-year normals for Picton. This summary illustrates February 2018 temperatures and icewine hours. For this report, icewine hours are define as instances when the average hourly temperature ranged between -8.0°C and -12.0°C , inclusive.



Temperature Analysis

The February 2018 monthly minimum temperature for each station was -17.8°C at the Cherry Valley station (compared to -14.4°C in 2017) and -19.6°C at the Hillier station (compared to -14.0°C in 2017). There were 13 days (compared to 10 days in 2017) when temperatures at one or more stations dipped into icewine temperature ranges. These temperature characteristics are illustrated in the following figures.



PEC: February 2018 Daily Minimums

Date	Cherry Valley	Hillier
1-Feb	-8.4	-8.9
2-Feb	-15.1	-15.3
3-Feb	-13	-13
4-Feb	-1.7	-2.6
5-Feb	-15.3	-15.7
6-Feb	-8.5	-11.6
7-Feb	-11.3	-10.7
8-Feb	-17.8	-19.5
9-Feb	-10.1	-12.1
10-Feb	-6.4	-6.2
11-Feb	-7.4	-7.4
12-Feb	-10.9	-12.1
13-Feb	-15.9	-19.6
14-Feb	-0.6	-10
15-Feb	1.9	1.1
16-Feb	-6.8	-9.2
17-Feb	-12.4	-12.2
18-Feb	-2	-2.2
19-Feb	-0.9	-0.9
20-Feb	5	2.4
21-Feb	-1.5	-1.2
22-Feb	-4.4	-3.7
23-Feb	-4.5	-5.1
24-Feb	-0.4	-0.2
25-Feb	-0.7	-0.2
26-Feb	-3.3	-3.4
27-Feb	-3.5	-3.4
28-Feb	0.6	1.4



	Days with Icwine Temperatures
	Monthly Minimum



Weather INnovations Consulting LP PO Box 23005, Chatham, ON, N7L 0B1

PEC: February 2018 Daily Temperatures Compared to Normal

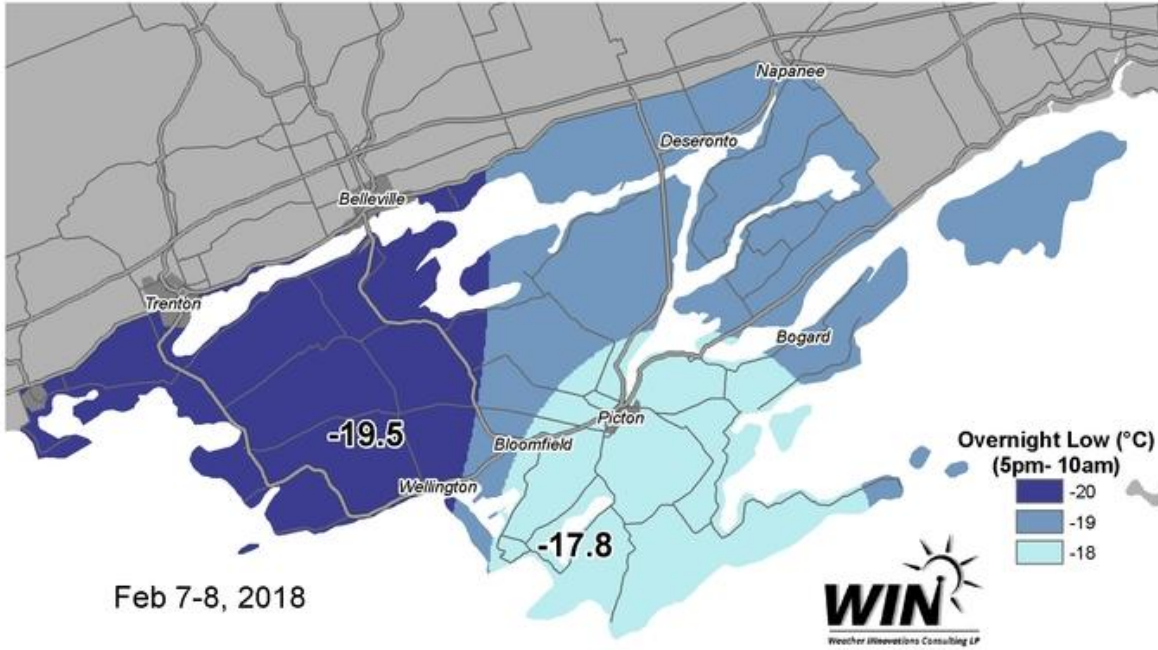
	Cherry Valley	Hillier	Normal (Picton)
Days with Maximum Temperature:			
<= 0 °C	11	13	16.8
> 0 °C	17	15	11.4
> 10 °C	3	4	0.2
> 20 °C	0	0	0
> 30 °C	0	0	0
> 35 °C	0	0	0
Days with Minimum Temperature:			
> 0 °C	3	3	2.2
<= 2 °C	27	27	27.4
<= 0 °C	25	25	26
<= -2 °C	19	21	23.1
<= -10 °C	9	11	15.2
<= -20 °C	0	0	3.6
<= -30 °C	0	0	0.2



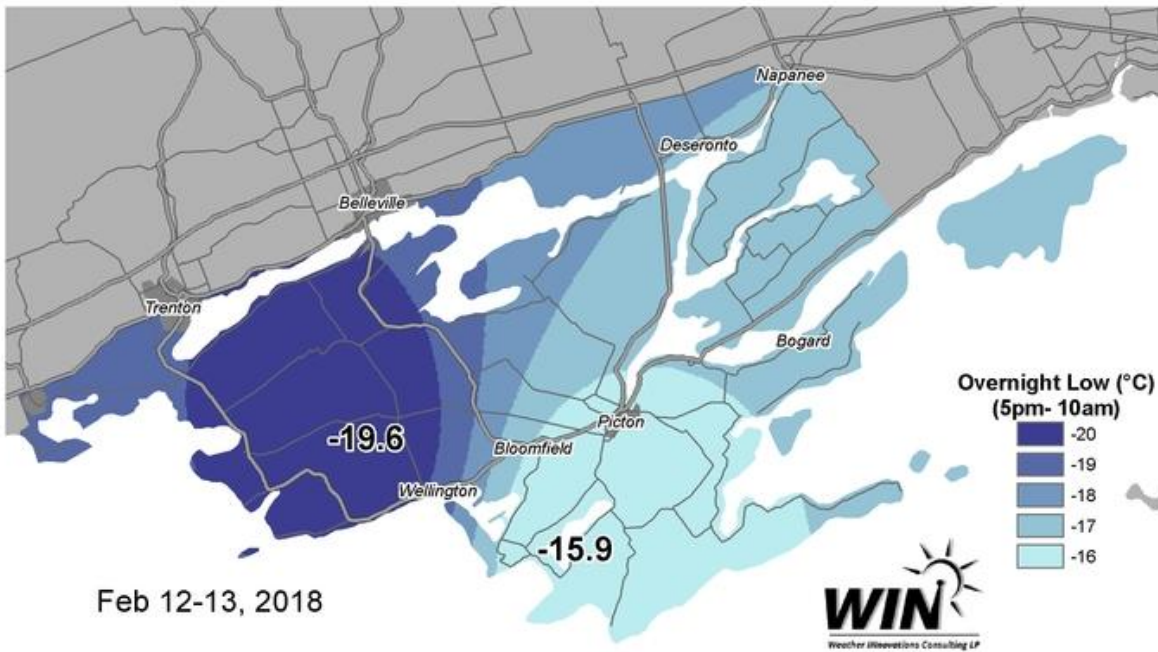


Inversion Strength

The following figures show two of the coldest February nights: February 7-8 and 12-13.



Feb 7-8, 2018

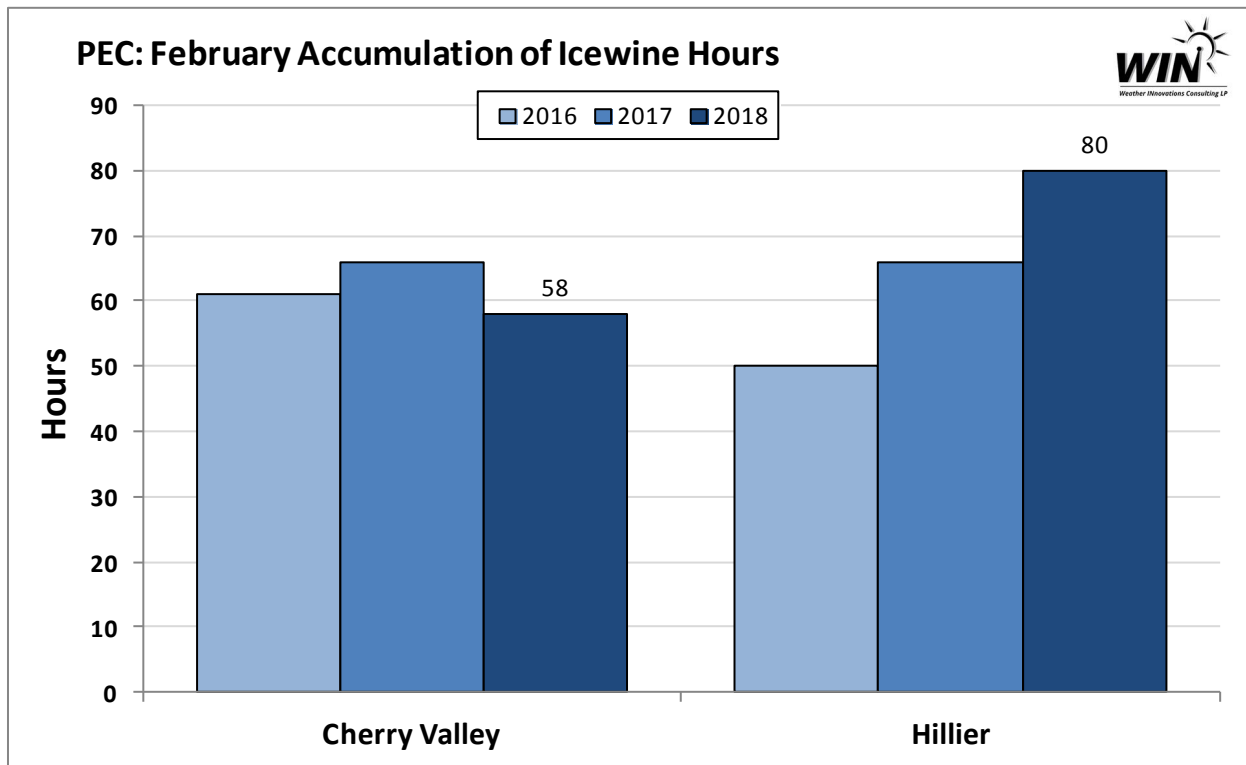


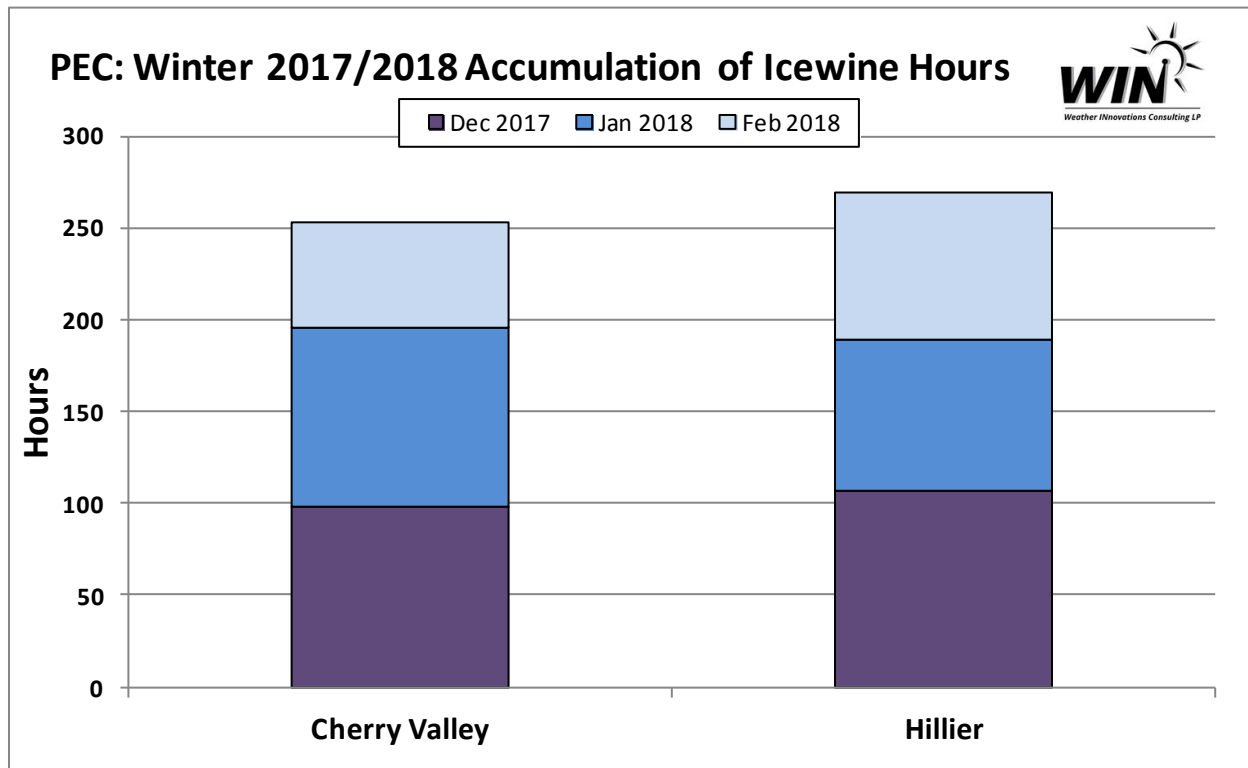
Feb 12-13, 2018



Icewine Hours Analysis

In February 2018, Cherry Valley recorded 58 icewine hours and Hillier recorded 80 icewine hours (compared to 66 hours at both Cherry Valley and Hillier in 2016). The combined icewine hour totals over the 2017/2018 winter equaled 253 hours at Cherry Valley and 269 hours at Hillier (compared to 151 hours at Cherry Valley and 157 hours at Hillier in the previous winter). The following figures illustrate the variability of accumulated icewine hours within the appellation.





Summary

February 2018 temperatures were above normal in the Prince Edward County appellation. Average temperatures for the month were 4.3°C to 4.6°C above the 30-year normal. The coldest event took place on February 13 with temperatures reaching -19.6°C at Hillier. Ample icewine harvest opportunities occurred throughout this winter.