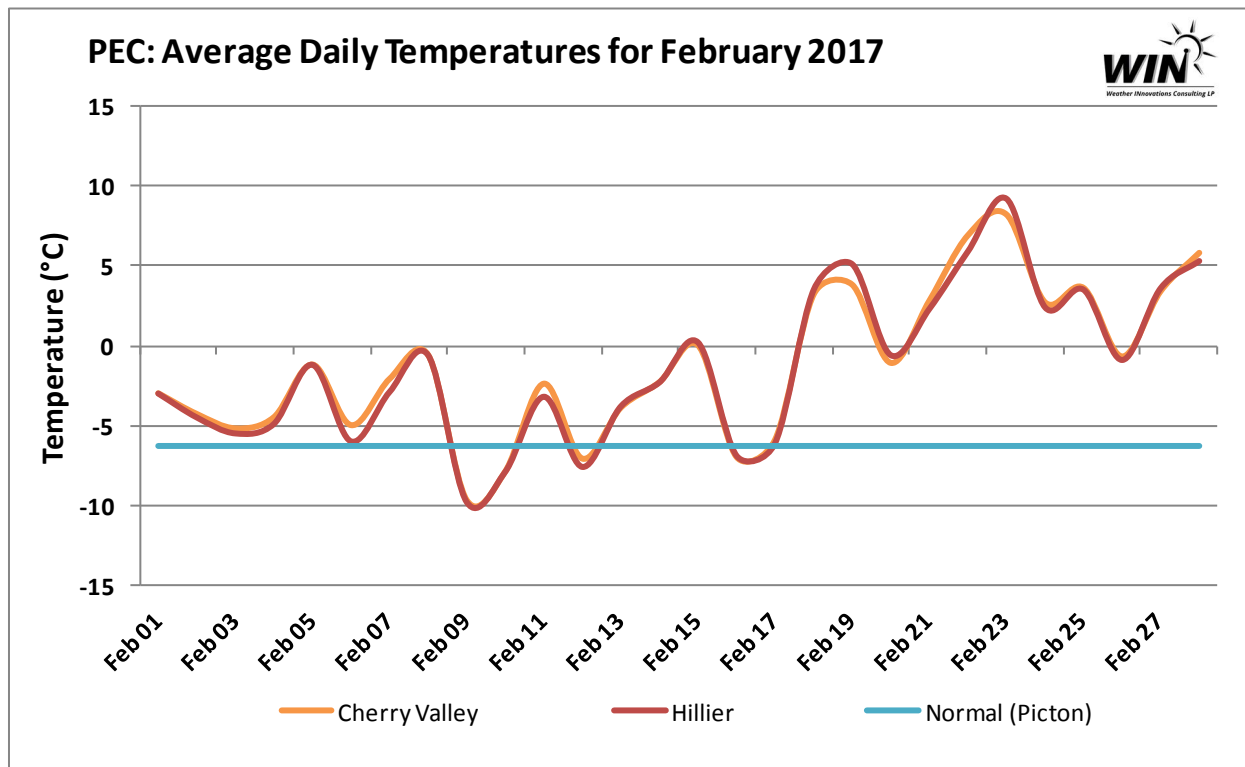




February 2017

Overview

Above normal temperatures were prevalent throughout February 2017. Average temperatures were -1.2°C at Cherry Valley and -1.3°C at Hillier, compared to -4.0°C at Cherry Valley and -3.9°C at Hillier in 2016. Accordingly, the average monthly temperatures were 5.0°C to 5.1°C above normal for this appellation, compared to 2.3°C to 2.4°C above normal in 2016. These statistics are based on Environment Canada's 30-year normals for Picton. This summary illustrates February 2016 temperatures and icewine hours. For this report, icewine hours are define as instances when the average hourly temperature ranged between -8.0°C and -12.0°C , inclusive.



Temperature Analysis

The February 2017 monthly minimum temperature for each station was -14.4°C at the Cherry Valley station (compared to -29.6°C in 2016) and -14.0°C at the Hillier station (compared to -30.5°C in 2016). There were 10 days (compared to 13 days in 2016) when temperatures at one or more stations dipped into icewine temperature ranges. These temperature characteristics are illustrated in the following figures.



PEC: February 2017 Daily Minimums

Date	Cherry Valley	Hillier
1-Feb	-8.2	-7.7
2-Feb	-6.7	-9.3
3-Feb	-6.8	-7.6
4-Feb	-6.6	-7.7
5-Feb	-4.5	-4.9
6-Feb	-8.3	-8.5
7-Feb	-5.3	-5.6
8-Feb	-6.8	-7.1
9-Feb	-13.9	-14
10-Feb	-11.5	-11.2
11-Feb	-10	-10.4
12-Feb	-9.7	-10.5
13-Feb	-9.6	-11.8
14-Feb	-14.4	-13.8
15-Feb	-5.8	-6.1
16-Feb	-9.9	-10.2
17-Feb	-12.4	-13.2
18-Feb	-1.6	-3.8
19-Feb	-0.1	1.1
20-Feb	-6.8	-5
21-Feb	-5	-3.2
22-Feb	3.3	2.9
23-Feb	0.1	1.6
24-Feb	0.5	0.5
25-Feb	-0.4	-0.8
26-Feb	-3.6	-4.2
27-Feb	0.1	-1.3
28-Feb	0	-1.4



	Days with Icwine Temperatures
	Monthly Minimum



PEC: February 2017 Daily Temperatures Compared to Normal

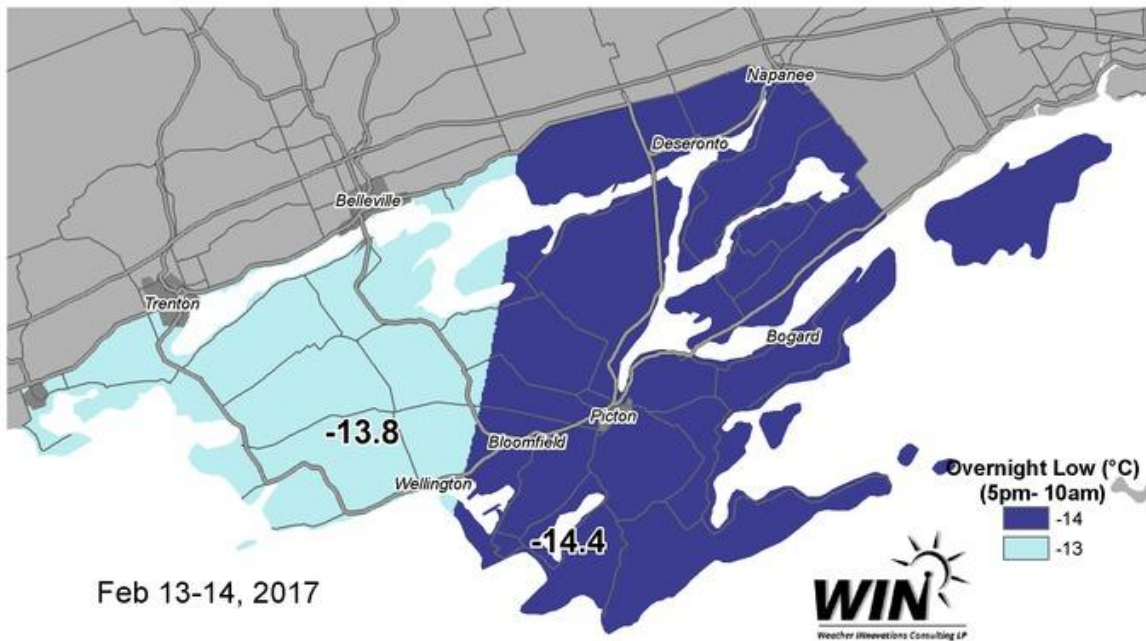
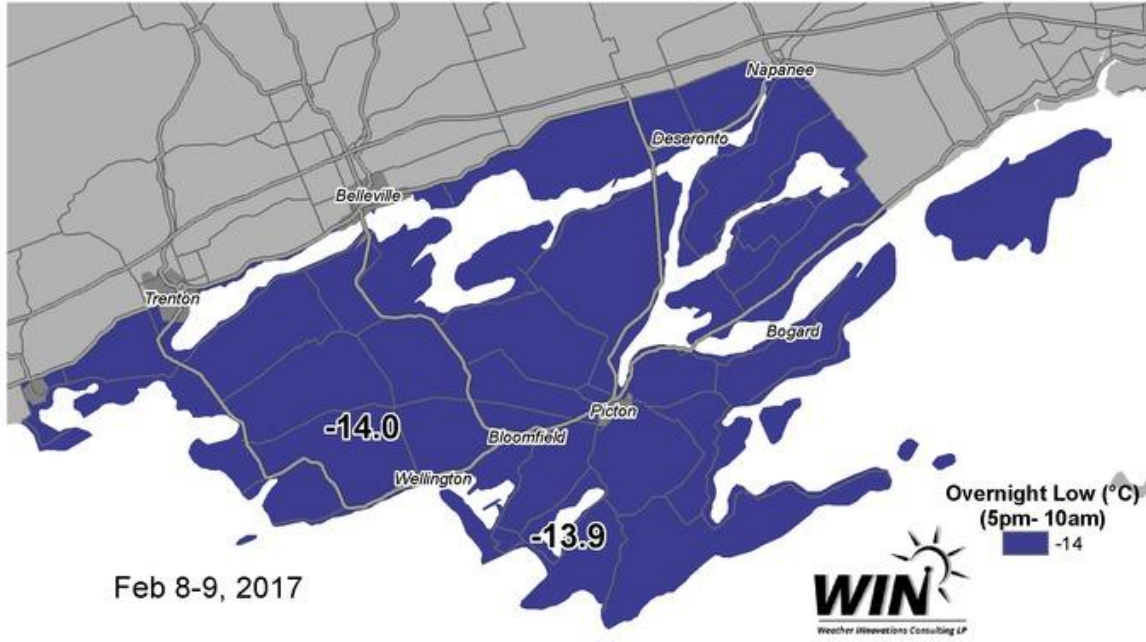
	Cherry Valley	Hillier	Normal (Picton)
Days with Maximum Temperature:			
<= 0 °C	10	10	16.8
> 0 °C	18	18	11.4
> 10 °C	4	4	0.2
> 20 °C	0	0	0
> 30 °C	0	0	0
> 35 °C	0	0	0
Days with Minimum Temperature:			
> 0 °C	4	4	2.2
<= 2 °C	27	27	27.4
<= 0 °C	24	24	26
<= -2 °C	20	21	23.1
<= -10 °C	5	8	15.2
<= -20 °C	0	0	3.6
<= -30 °C	0	0	0.2





Inversion Strength

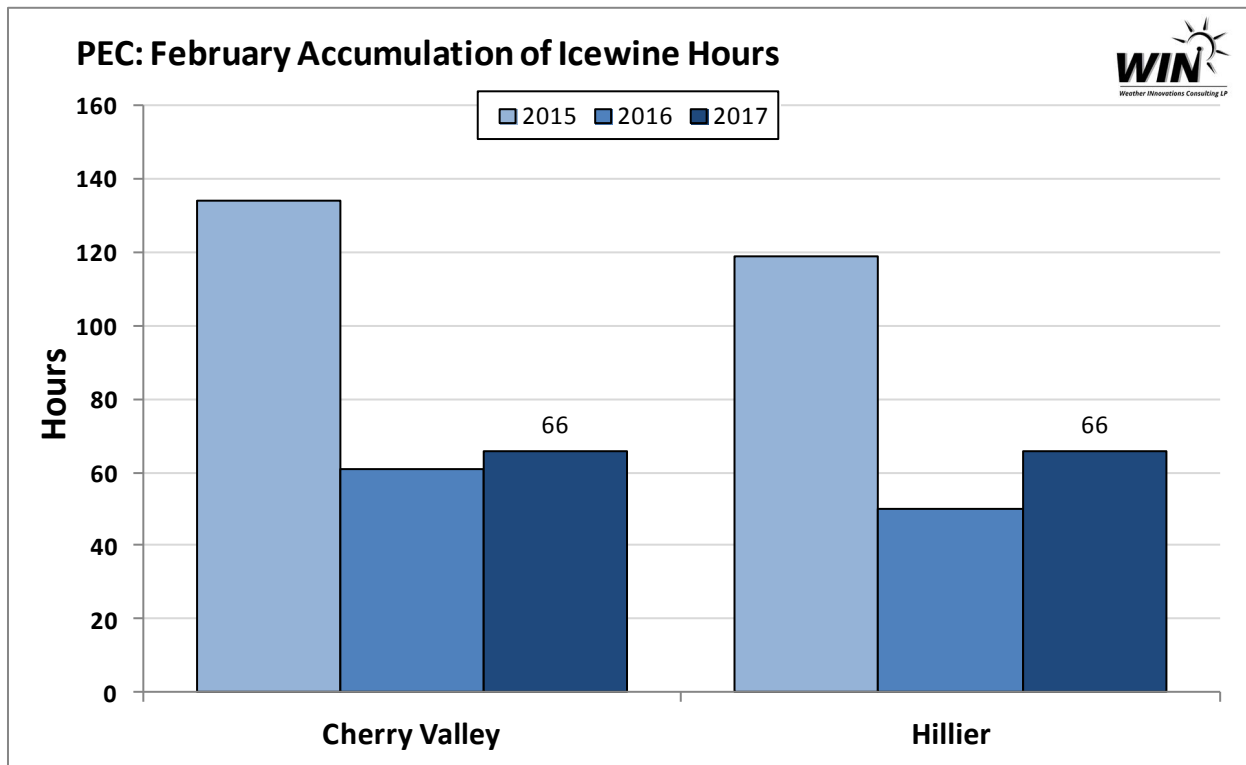
The following figures show two of the coldest February nights: February 8-19 and 13-14.

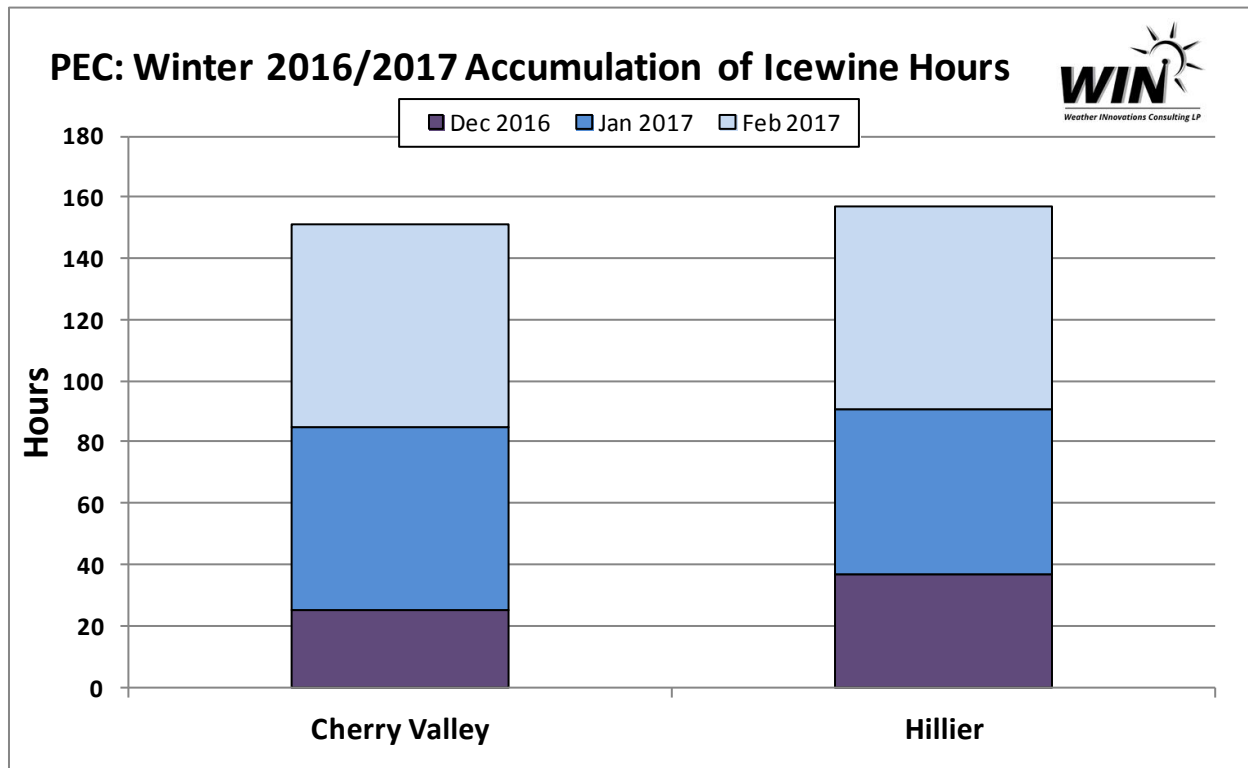




Icewine Hours Analysis

In February 2017, Cherry Valley recorded 66 icewine hours and Hillier also recorded 66 icewine hours (compared to 61 hours at Cherry Valley and 50 hours at Hillier in 2016). The combined icewine hour totals over the 2016/2017 winter equaled 151 hours at Cherry Valley and 157 hours at Hillier (compared to 177 hours at Cherry Valley and 169 hours at Hillier in the previous winter). The following figures illustrate the variability of accumulated icewine hours within the appellation.





Summary

February 2016 temperatures were well above normal in the Prince Edward County appellation. Average temperatures for the month were 5.0°C to 5.1°C above the 30-year normal. The coldest event took place on February 14 with temperatures reaching -14.4°C at Hillier. Limited icewine harvest opportunities occurred throughout this winter.