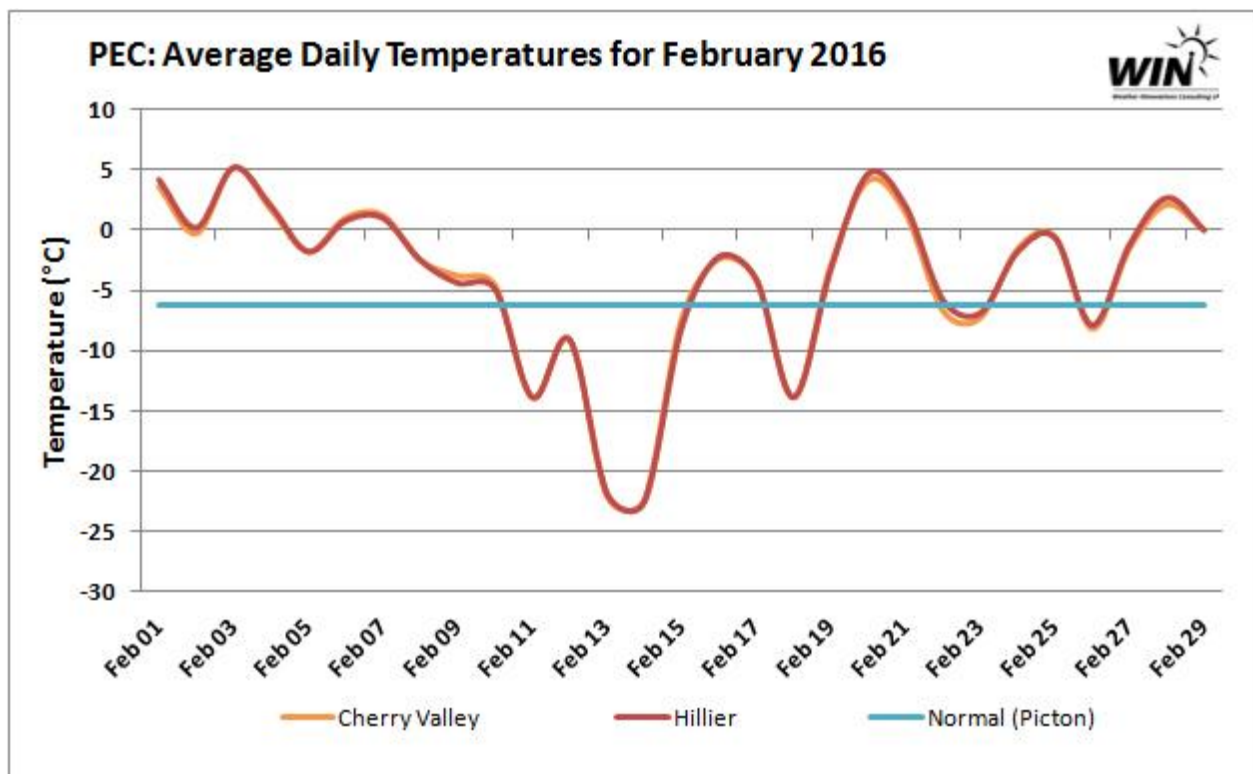




February 2016

Overview

The warmer-than-normal temperatures continued into February 2016. Average temperatures were -4.0°C at Cherry Valley and -3.9°C at Hillier, compared to -12.5°C at Cherry Valley and -13.3°C at Hillier in 2015. Accordingly, the average monthly temperatures were 2.3°C to 2.4°C above normal for this appellation, compared to 6.2°C to 7.0°C below normal in 2015. These statistics are based on Environment Canada's 30-year normals for Picton. This summary illustrates February 2016 temperatures and icewine hours. For this report, icewine hours are define as instances when the average hourly temperature ranged between -8.0°C and -12.0°C , inclusive.



Temperature Analysis

The February 2016 monthly minimum temperature for each station was -29.6°C at the Cherry Valley station (compared to -28.2°C in 2015) and -30.5°C at the Hillier station (compared to -31.5°C in 2015). There were 13 days (compared to 23 days in 2015) when temperatures at one or more stations dipped into icewine temperature ranges. These temperature characteristics are illustrated in the following figures.



PEC: February 2016 Daily Minimums

Date	Cherry Valley	Hillier
1-Feb	0.1	1.1
2-Feb	-3	-1.1
3-Feb	-0.4	-0.4
4-Feb	-3.2	-2.9
5-Feb	-4.7	-4.5
6-Feb	-0.6	-0.9
7-Feb	-2	-3.1
8-Feb	-5	-5.4
9-Feb	-4.6	-5.6
10-Feb	-9.8	-10
11-Feb	-16.2	-16.2
12-Feb	-17.6	-17.5
13-Feb	-26.4	-26.3
14-Feb	-29.6	-30.5
15-Feb	-17.2	-18.7
16-Feb	-3.8	-3.5
17-Feb	-12.6	-13.5
18-Feb	-19.9	-21.9
19-Feb	-17.4	-17.5
20-Feb	1.2	1.7
21-Feb	-4.7	-4.2
22-Feb	-12.4	-9.6
23-Feb	-12.6	-11.3
24-Feb	-5.7	-5.9
25-Feb	-5.6	-5.9
26-Feb	-12.1	-12.1
27-Feb	-11.7	-10.8
28-Feb	-2.9	-3.2
29-Feb	-7.6	-7.8



	Days with Icewine Temperatures
	Monthly Minimum

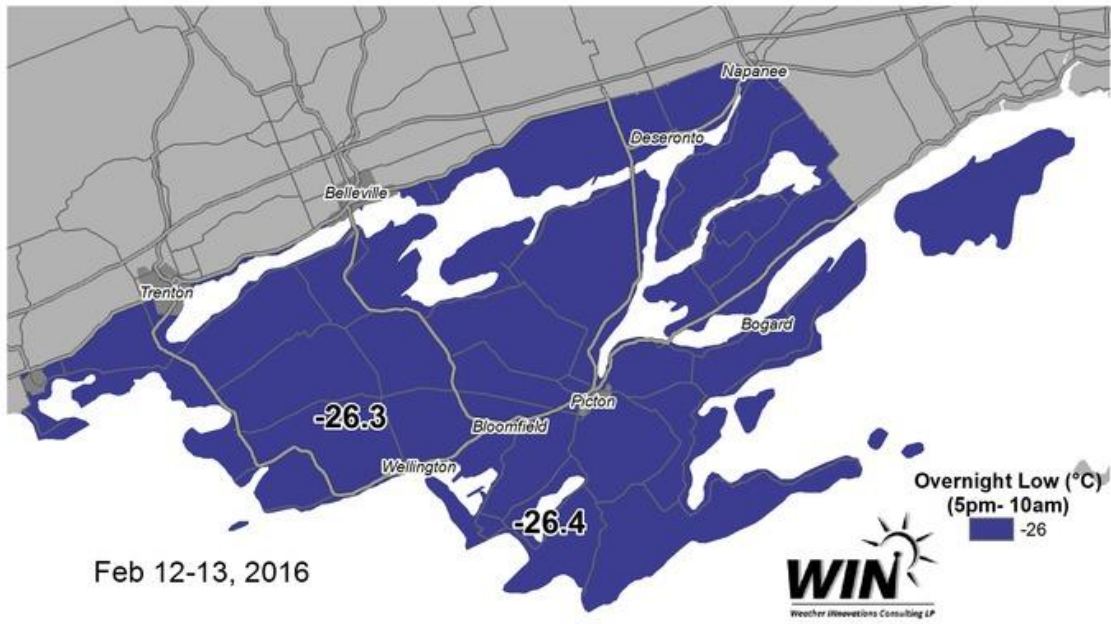


PEC: February 2016 Daily Temperatures Compared to Normal			
	Cherry Valley	Hillier	Normal (Picton)
Days with Maximum Temperature:			
<= 0 °C	13	12	16.8
> 0 °C	16	17	11.4
> 10 °C	0	1	0.2
> 20 °C	0	0	0
> 30 °C	0	0	0
> 35 °C	0	0	0
Days with Minimum Temperature:			
> 0 °C	2	2	2.2
<= 2 °C	29	29	27.4
<= 0 °C	27	27	26
<= -2 °C	25	24	23.1
<= -10 °C	12	12	15.2
<= -20 °C	2	3	3.6
<= -30 °C	0	1	0.2

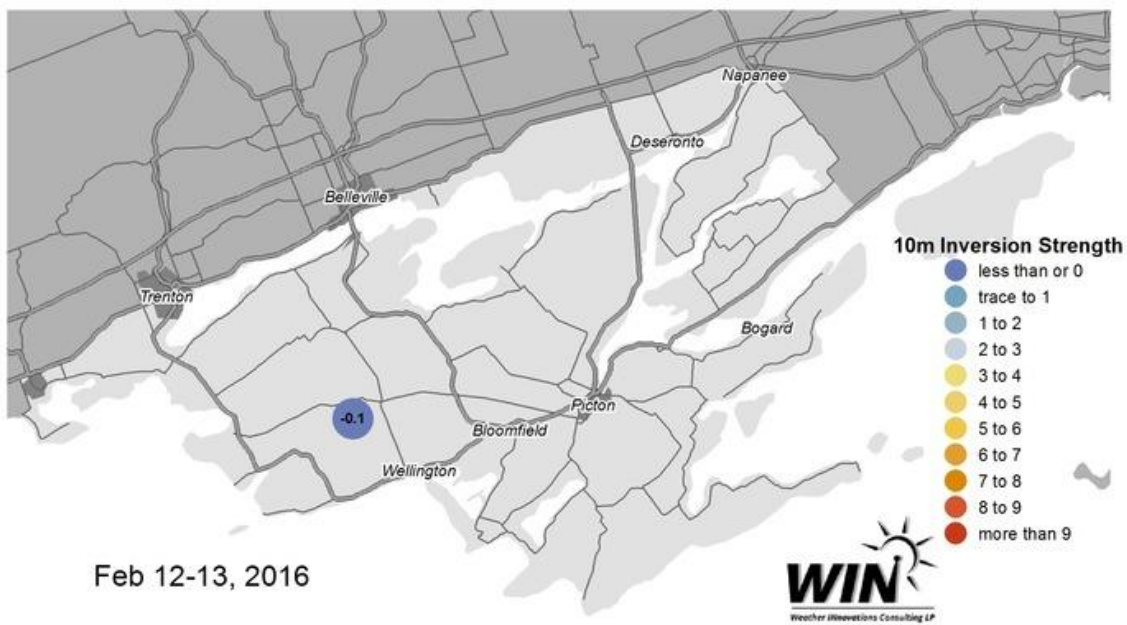


Inversion Strength

The following four figures show two of the coldest February nights: February 12-13 and 13-14.



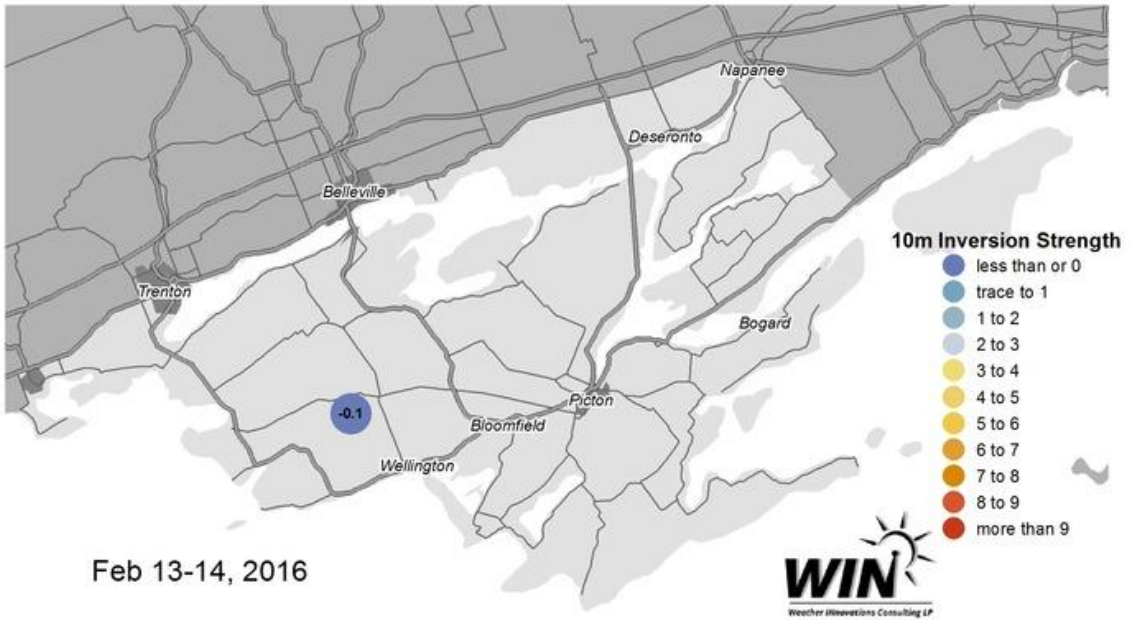
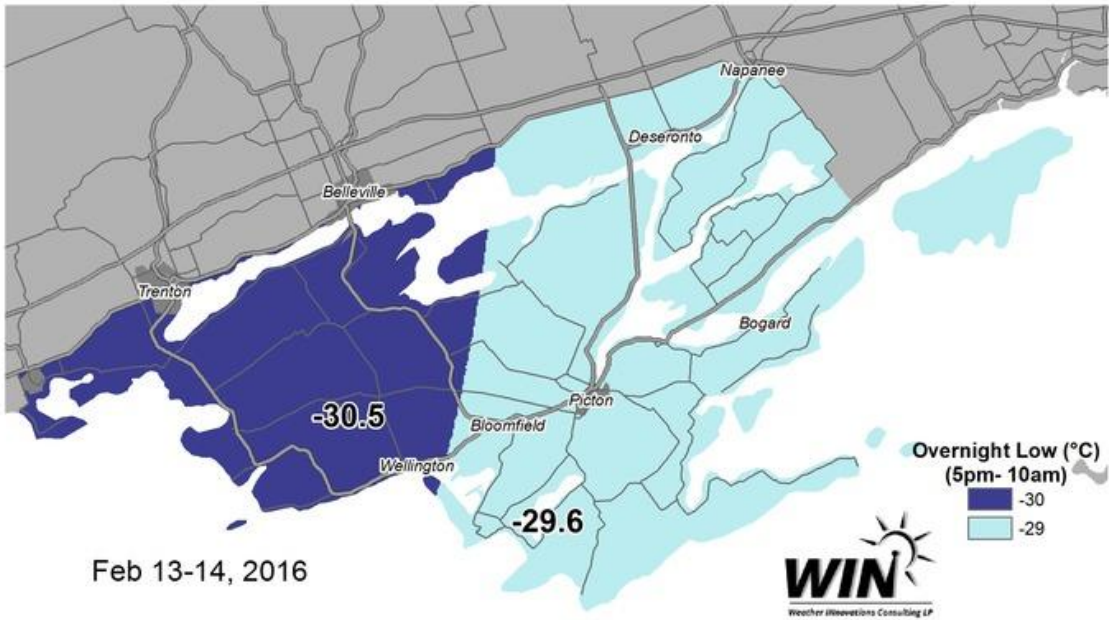
Feb 12-13, 2016



Feb 12-13, 2016



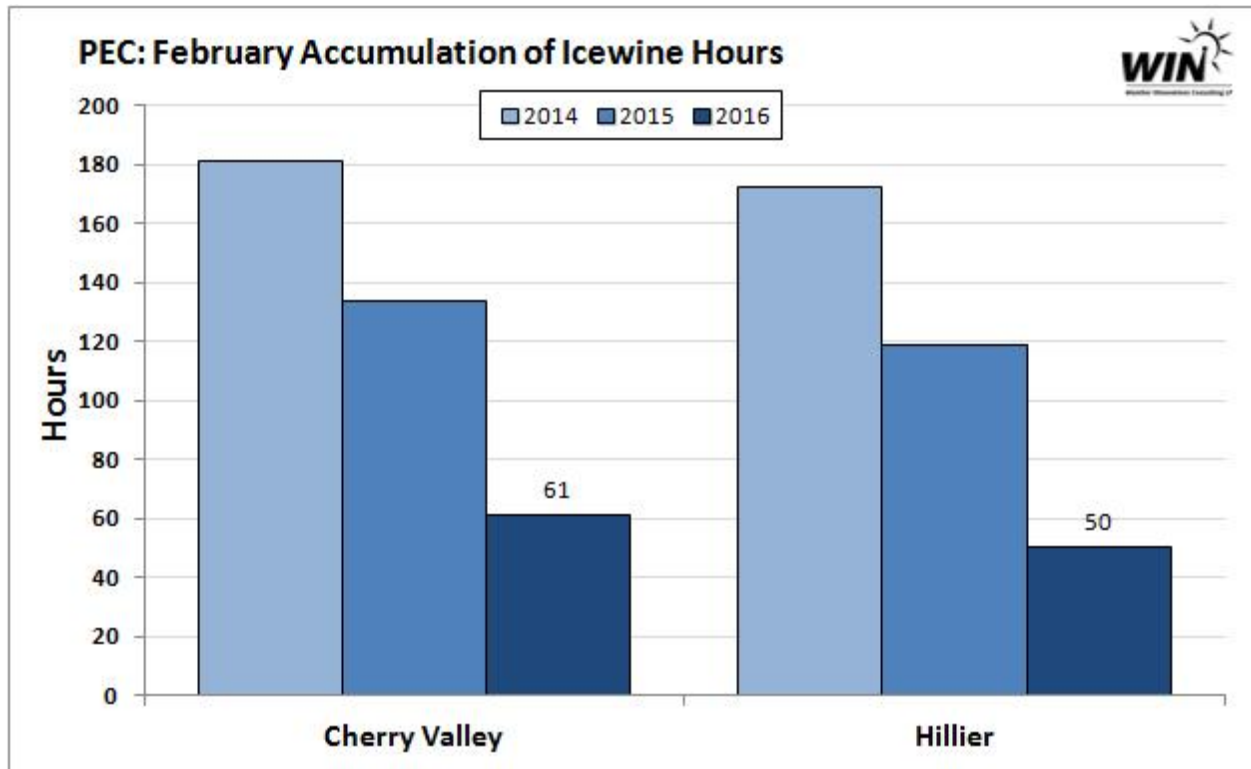
Weather INnovations Consulting LP PO Box 23005, Chatham, ON, N7L 0B1

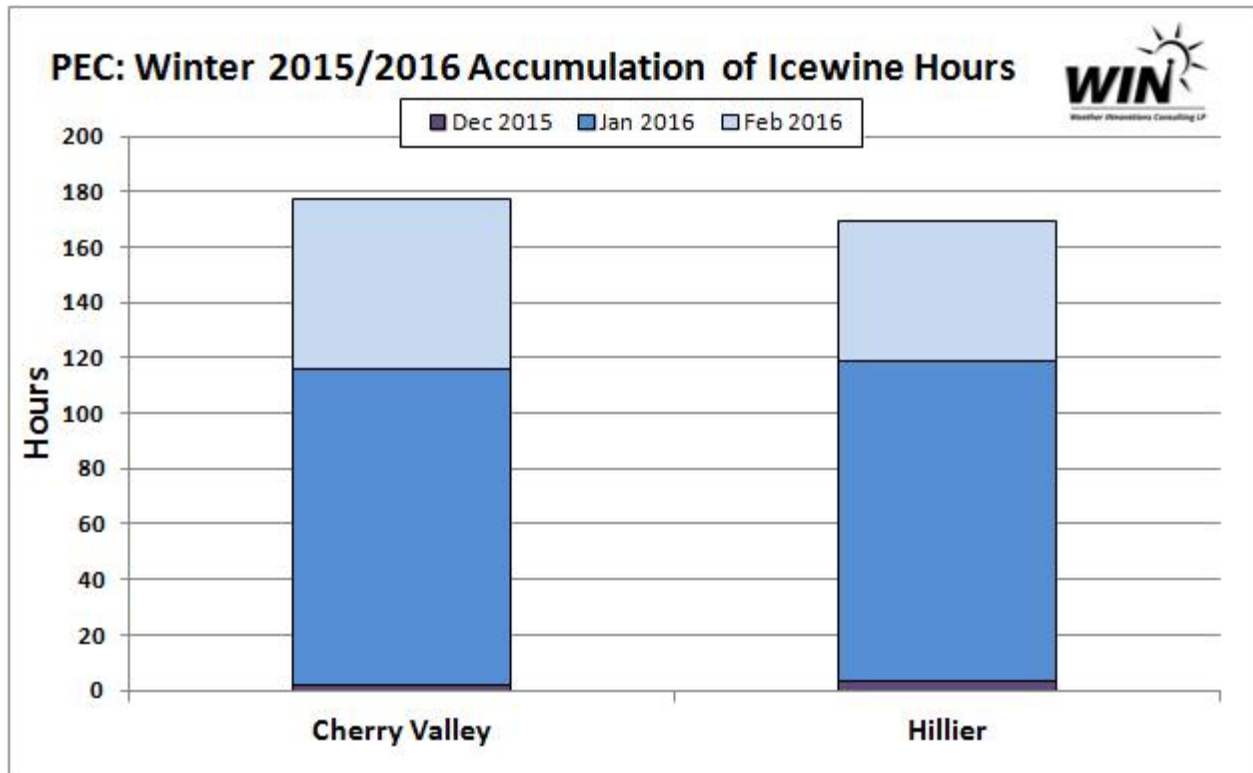




Icewine Hours Analysis

In February 2016, Cherry Valley recorded 61 icewine hours and Hillier recorded 50 icewine hours (compared to 134 hours at Cherry Valley and 119 hours at Hillier in 2015). The combined icewine hour totals over the 2015/2016 winter equaled 177 hours at Cherry Valley and 169 hours at Hillier (compared to 352 hours at Cherry Valley and 336 hours at Hillier in the previous winter). The following figures illustrate the variability of accumulated icewine hours within the appellation.





Summary

February 2016 temperatures were well above normal in the Prince Edward County appellation. Average temperatures for the month were 2.3°C to 2.4°C above the 30-year normal. The coldest event took place on February 14 with temperatures reaching -30.5°C at Hillier. Limited icewine harvest opportunities occurred throughout this winter.