

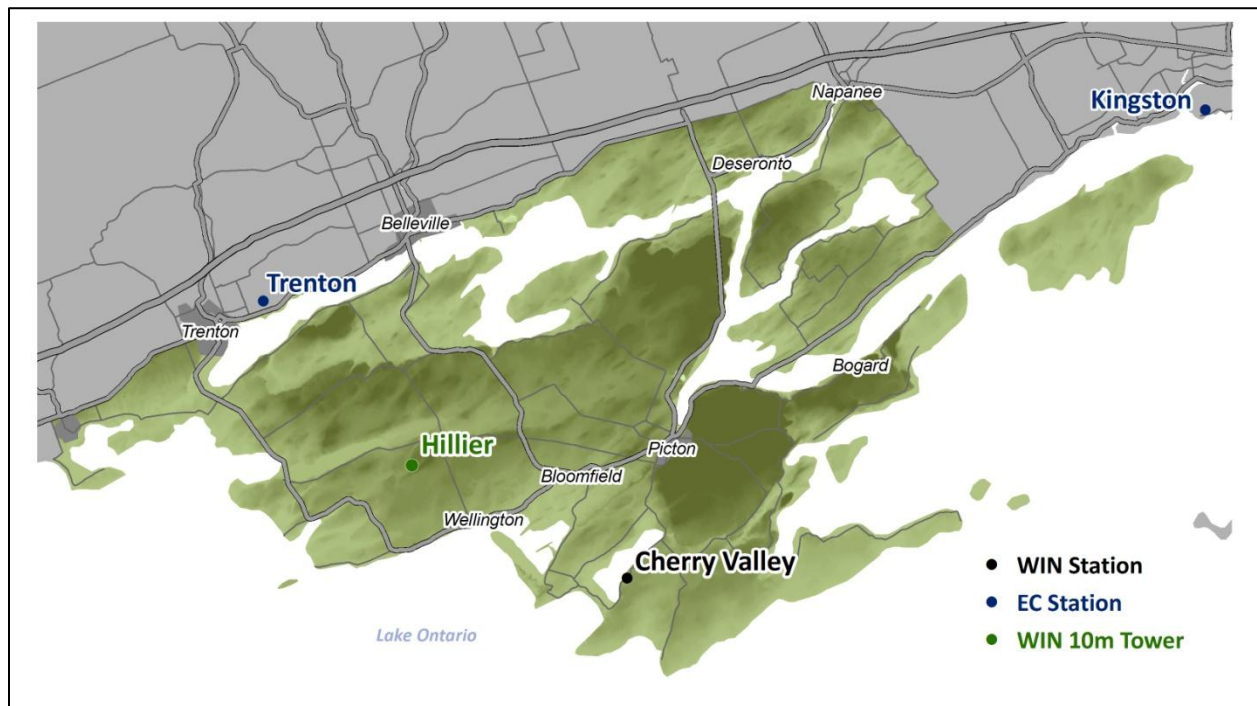


## Prince Edward County Appellation 2017 Growing Season Summary

### Overview

The 2017 growing season in the Prince Edward County appellation ended with near normal heat units. Daytime temperatures typically averaged above normal, while overnight lows were often near-to-below normal. Above normal precipitation opened the season and continued through to July with August and September the only months recording below normal precipitation.

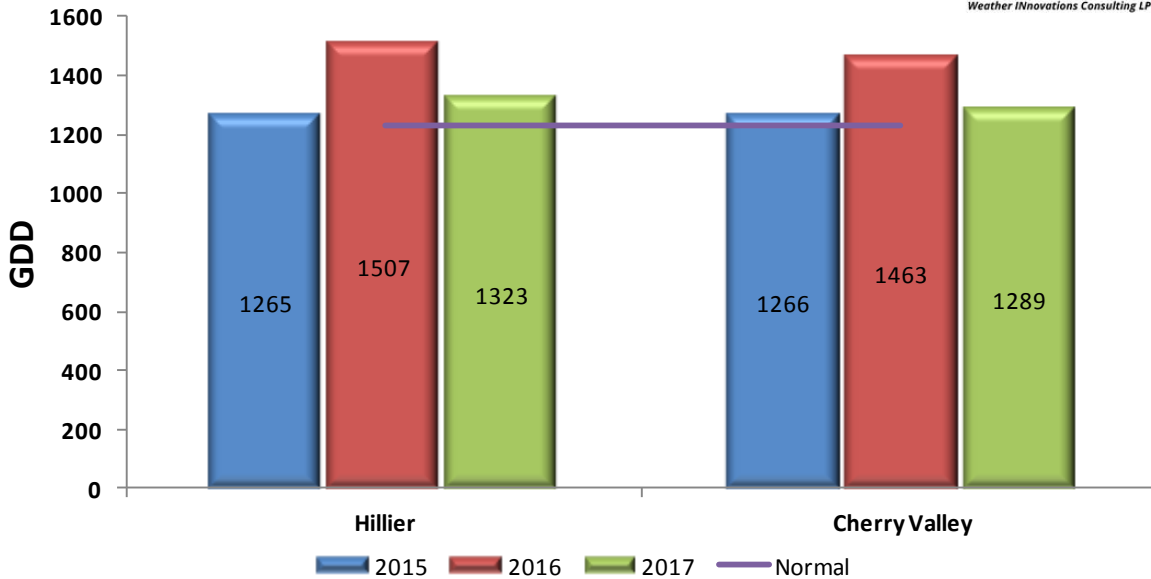
All of these attributes are examined in the following report. The 30-year normal's, used for comparisons in this report, were taken from Environment Canada's Picton location. The locations of stations referred to in this report are shown in the following map:



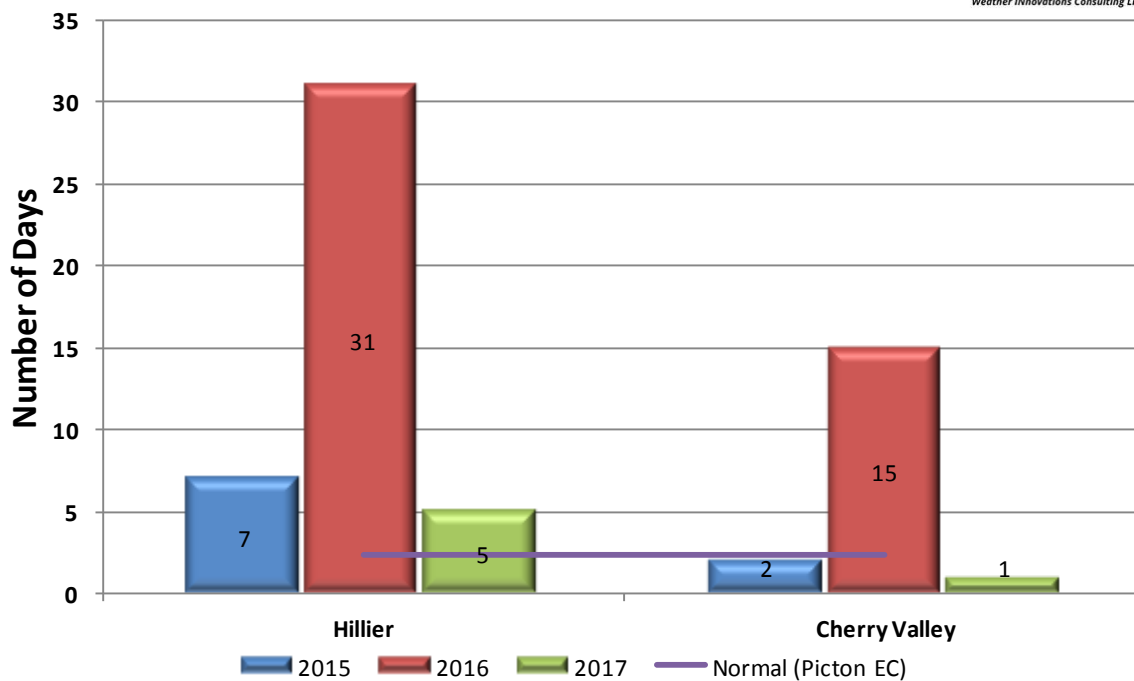




### Seasonal Accumulation of Base 10 °C Growing Degree Days (Apr 1 - Oct 31)



### The Number of Days from Apr-Oct Where Tmax was Greater Than 30 °C





### PEC: Average Daily Maximums Compared to Normal (2017)



|                    | Apr  | May  | June | July | Aug  | Sept | Oct  |
|--------------------|------|------|------|------|------|------|------|
| Normal (Picton EC) | 10.8 | 17.7 | 22.3 | 25.4 | 24.4 | 20.0 | 13.4 |
| Hillier            | 12.8 | 17   | 22.7 | 22.7 | 25.3 | 24.7 | 17.8 |
| Cherry Valley      | 12.2 | 16.1 | 21.7 | 21.7 | 25.3 | 24.0 | 17.4 |

— Normal  
— Above-normal  
— Below-normal

### PEC: Average Daily Minimums Compared to Normal (2017)



|                    | Apr | May | June | July | Aug  | Sept | Oct |
|--------------------|-----|-----|------|------|------|------|-----|
| Normal (Picton EC) | 2.0 | 8.2 | 12.7 | 16.1 | 15.9 | 11.8 | 5.5 |
| Hillier            | 3.7 | 7.1 | 12.7 | 15.2 | 13.7 | 11.4 | 7.8 |
| Cherry Valley      | 3.3 | 6.4 | 12.4 | 15.4 | 14.6 | 11.8 | 8.6 |

— Normal  
— Above-normal  
— Below-normal

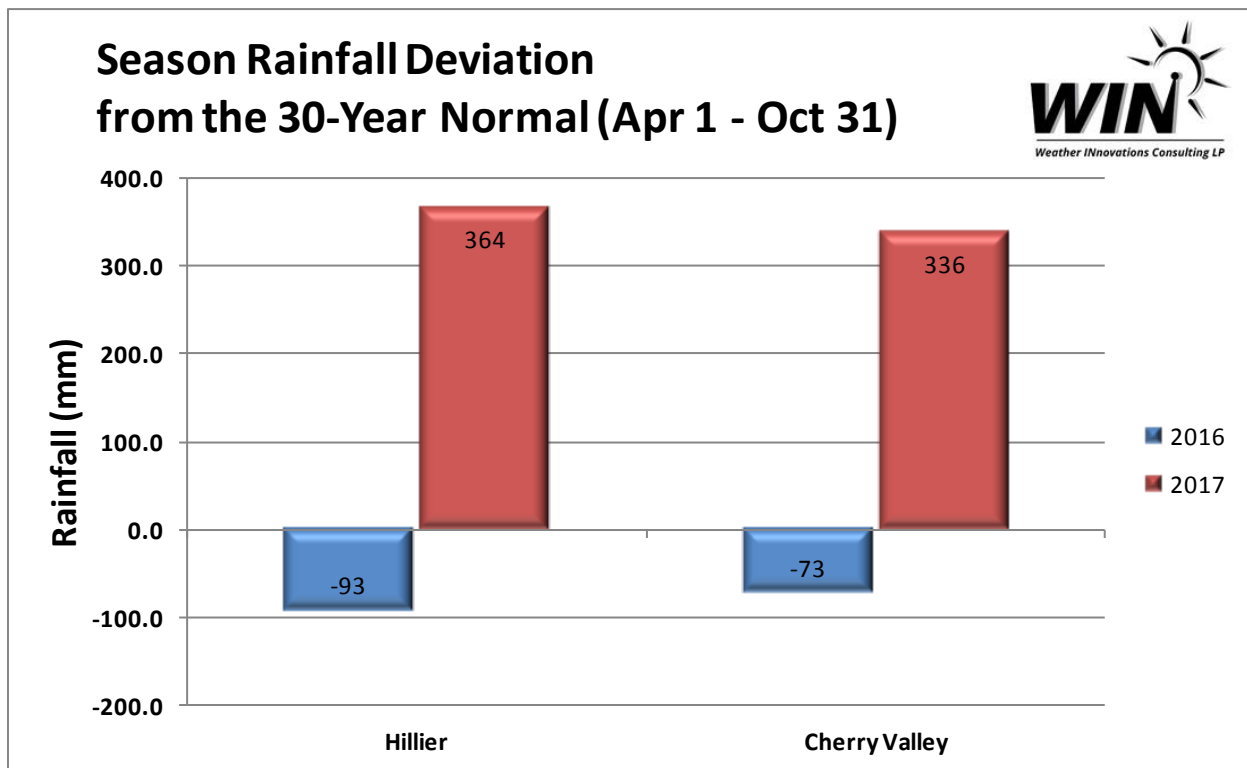


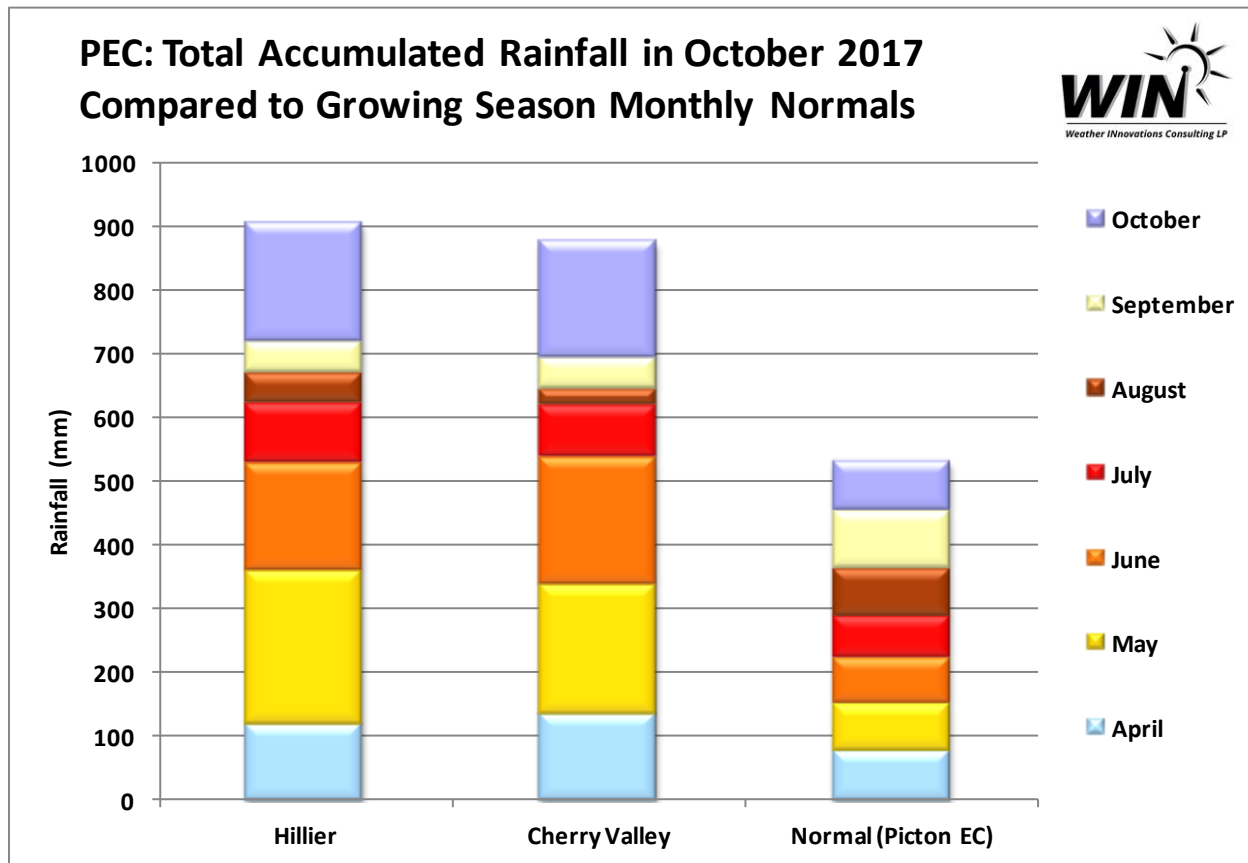
## Precipitation

The 2015 growing season can be summarized as having well above normal precipitation from April through July, with below normal precipitation during August and September. Above normal precipitation returned in October. Overall, the growing season precipitation averaged 164 % of normal at Cherry Valley and 170 % Hillier.

April precipitation averaged 160 % of normal across Prince Edward County. Above normal rainfall continued into May with 300 % of normal precipitation across the appellation. The above normal trend continued into June and July with the appellation receiving 255 % and 130% of normal precipitation, respectively. Prince Edward County received a season's worth of rainfall during the first three months of the growing season.

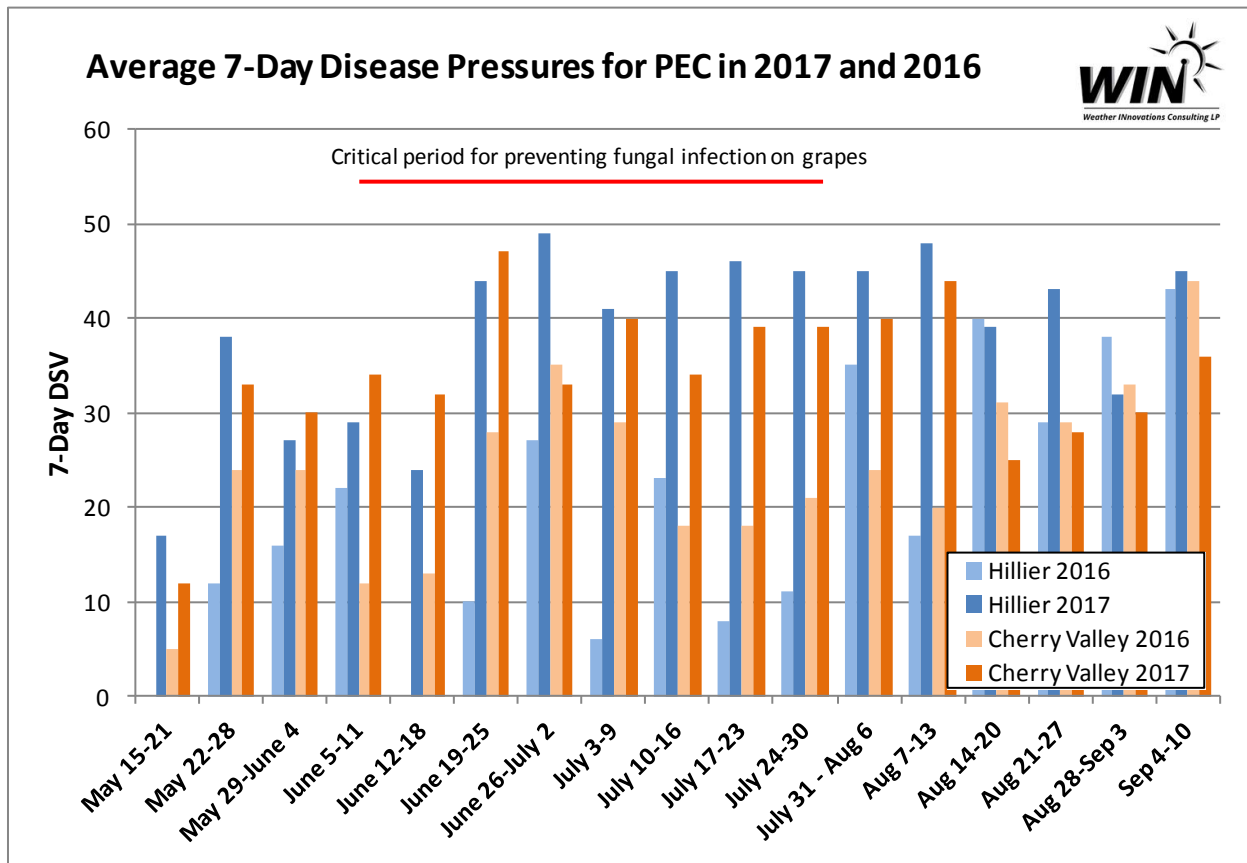
August rainfall was below normal at both locations with the appellation receiving 50 % of normal precipitation. During September, the appellation received 55 % of normal precipitation. October saw the return of above normal precipitation with 236 % of normal rainfall.





## Disease Pressure

The Prince Edward County appellation experience more disease pressure throughout the season compared to 2016. The graph below shows that June 19 through August 13 was the most critical period for keeping a tight spray schedule to reduce the chances of infection on the fruit. These periods had a high accumulation of disease severity values. Throughout the majority of the season, from May 15 through August 13, the appellation had more disease pressure than in 2016.



## Conclusion

The 2017 growing season accumulated near normal heat units with below normal overnight low temperatures for most of the period. Stations recorded above normal precipitation from April through July, reaching the season normal precipitation by the end of June. Below normal precipitation was recorded during August and September, with October returning to above normal rainfall. Above normal daytime high temperatures occurred at both stations during April, and August through October. Overnight low temperatures started above normal in April, but fell below normal from May through September with above normal low temperatures returning in October.

## Contact Us

Weather INnovations Consulting LP (WIN)  
Email: [info@weatherinnovations.com](mailto:info@weatherinnovations.com) Phone: 519-352-3554