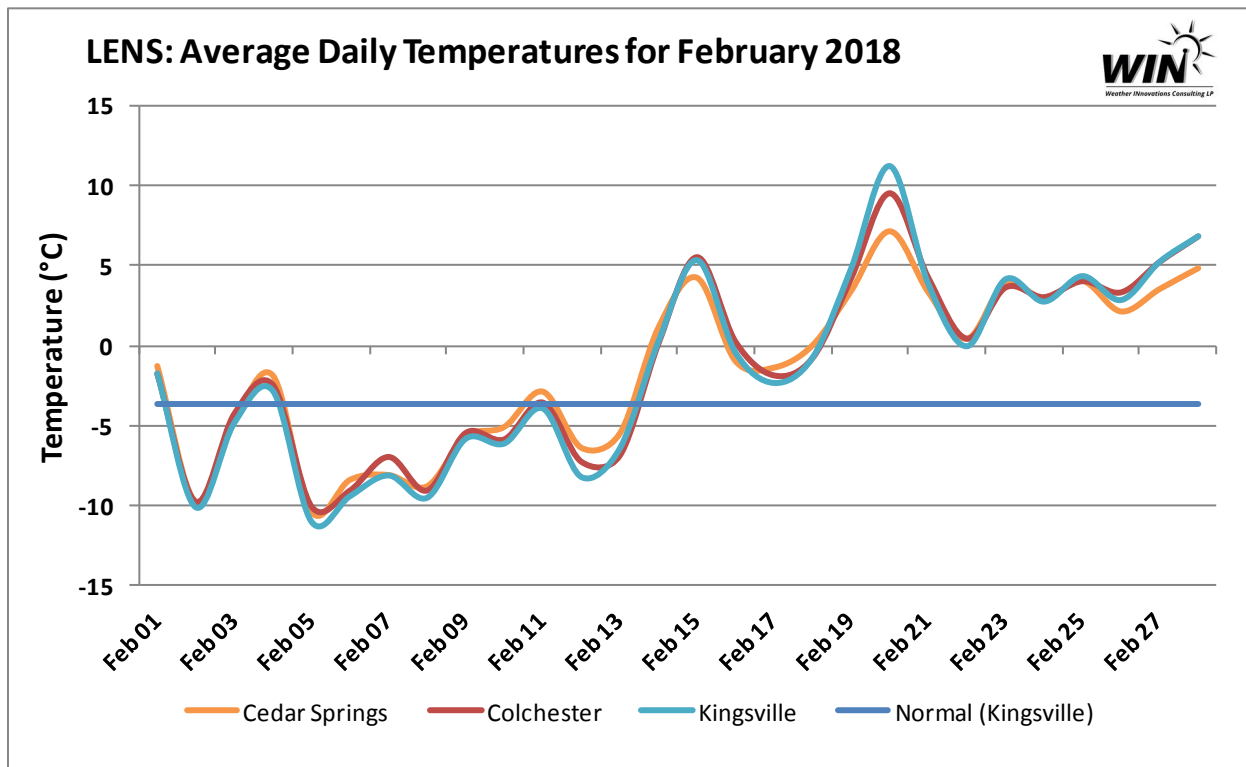




February 2018

Overview

The appellation experienced above normal temperatures in February 2018. Average monthly temperatures were -1.5°C at Cedar Springs, -1.3°C at Colchester, and -1.4°C at Kingsville (compared to 1.1°C at Cedar Springs, 1.6°C at Colchester, and 1.4°C at Kingsville in 2017). Accordingly, the average monthly temperatures were 2.2°C to 2.4°C warmer than normal for this appellation, compared to 4.8°C to 5.3°C above normal in 2017. These statistics are based on Environment Canada's 30-year normal for Kingsville. This summary illustrates February 2018 temperature and icewine hours. For this report, icewine hours are defined as instances when the average hourly temperature ranged between -8.0°C and -12.0°C , inclusive.



Temperature Analysis

The February 2018 monthly minimum temperature for each site was -15.6°C at the Cedar Springs station, -16.5°C at the Colchester station, and -17°C at the Kingsville station (compared to -10.9°C , -9.3°C , and -13.8°C , respectively, in 2017). These monthly minimum temperatures occurred on February 2 or 4. There were 11 days (compared to 6 days in 2017) when temperatures at one or more stations dipped into icewine temperature ranges. These temperature characteristics are shown in the following figures.



LENS: February 2018 Daily Minimums

Date	Cedar Springs	Colchester	Kingsville
1-Feb	-11.3	-11.8	-11.7
2-Feb	-12.4	-12.5	-12.6
3-Feb	-10.6	-10.5	-11.3
4-Feb	-10.6	-11	-10.8
5-Feb	-15.6	-16.5	-17
6-Feb	-10.9	-13.9	-15
7-Feb	-13	-9	-10.9
8-Feb	-12.3	-12.5	-13.2
9-Feb	-9.7	-9	-11.3
10-Feb	-5.7	-6.5	-6.8
11-Feb	-5.4	-6.4	-6.8
12-Feb	-10.8	-15.4	-15.7
13-Feb	-10.1	-16	-14.5
14-Feb	-2.2	-4.6	-4.7
15-Feb	2.1	2	2.4
16-Feb	-3.2	-3.3	-3.4
17-Feb	-4.2	-3.7	-4.7
18-Feb	-2.2	-3	-3.3
19-Feb	-1.2	-1.4	-0.7
20-Feb	5.2	7.3	7.8
21-Feb	-0.9	-0.7	-1.2
22-Feb	-0.8	-1.1	-1.4
23-Feb	0.5	0.3	0.4
24-Feb	1.1	0.8	1.1
25-Feb	1.1	0.7	1.2
26-Feb	0.3	0.4	-0.6
27-Feb	0	0.9	1.3
28-Feb	2.4	2	1.3



	Days with Icewine Temperatures
	Monthly Minimum



LENS: February 2018 Daily Temperatures Compared to Normal

	Cedar Springs	Colchester	Kingsville	Normal (Kingsville)
Days with Maximum Temperature:				
<= 0 °C	11	12	12	13
> 0 °C	17	16	16	15.3
> 10 °C	2	5	5	0.6
> 20 °C	0	0	0	0
> 30 °C	0	0	0	0
> 35 °C	0	0	0	0
Days with Minimum Temperature:				
> 0 °C	7	8	7	2.9
<= 2 °C	25	27	26	27.6
<= 0 °C	21	20	21	25.4
<= -2 °C	17	17	17	20.2
<= -10 °C	10	9	11	9.5
<= -20 °C	0	0	0	0.5
<= -30 °C	0	0	0	0

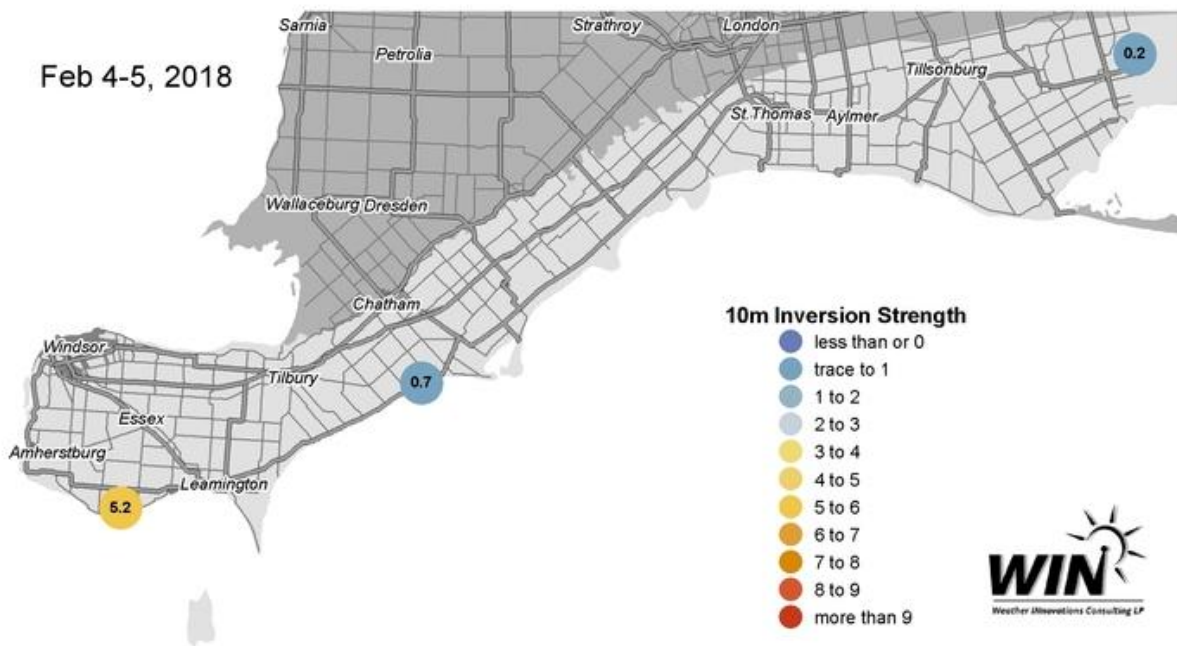
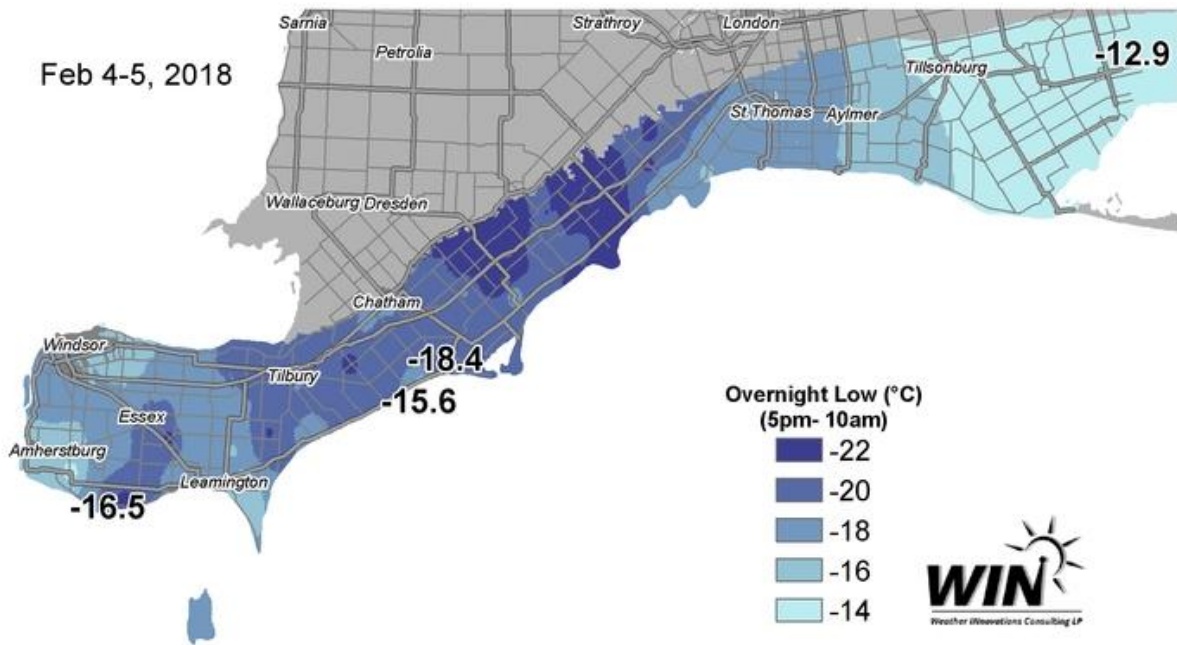




Weather INnovations Consulting LP PO Box 23005, Chatham, ON, N7L 0B1

Inversion Strength

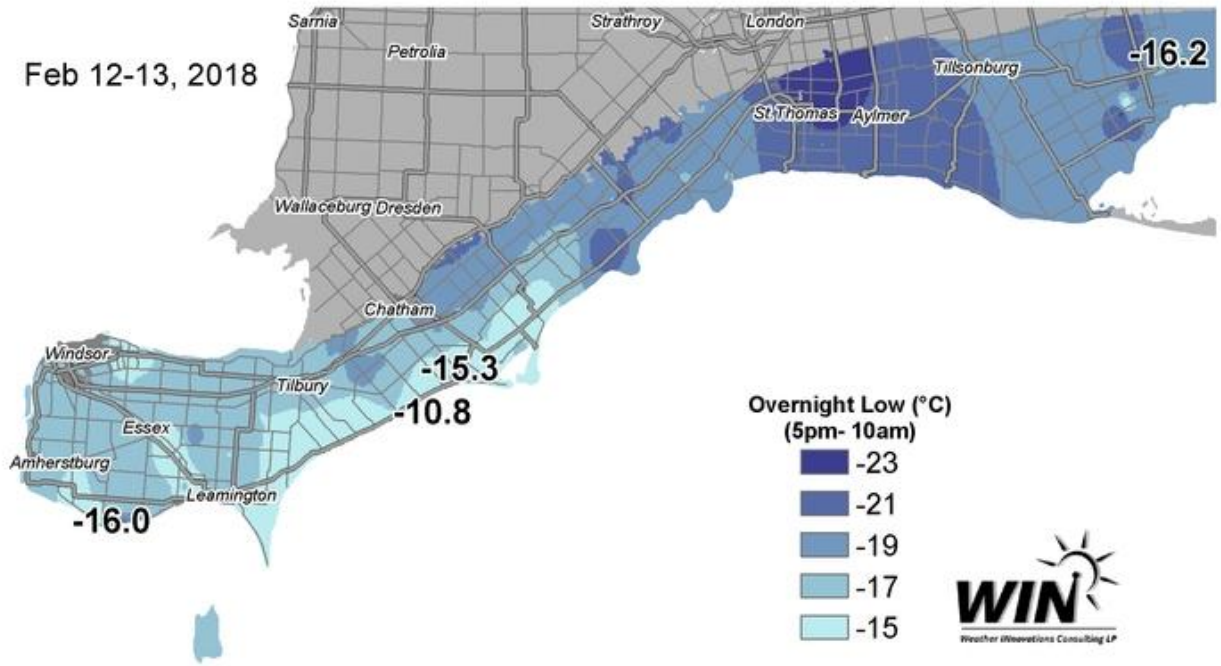
The following figures show the two coldest February nights: February 4-5 and 12-13.



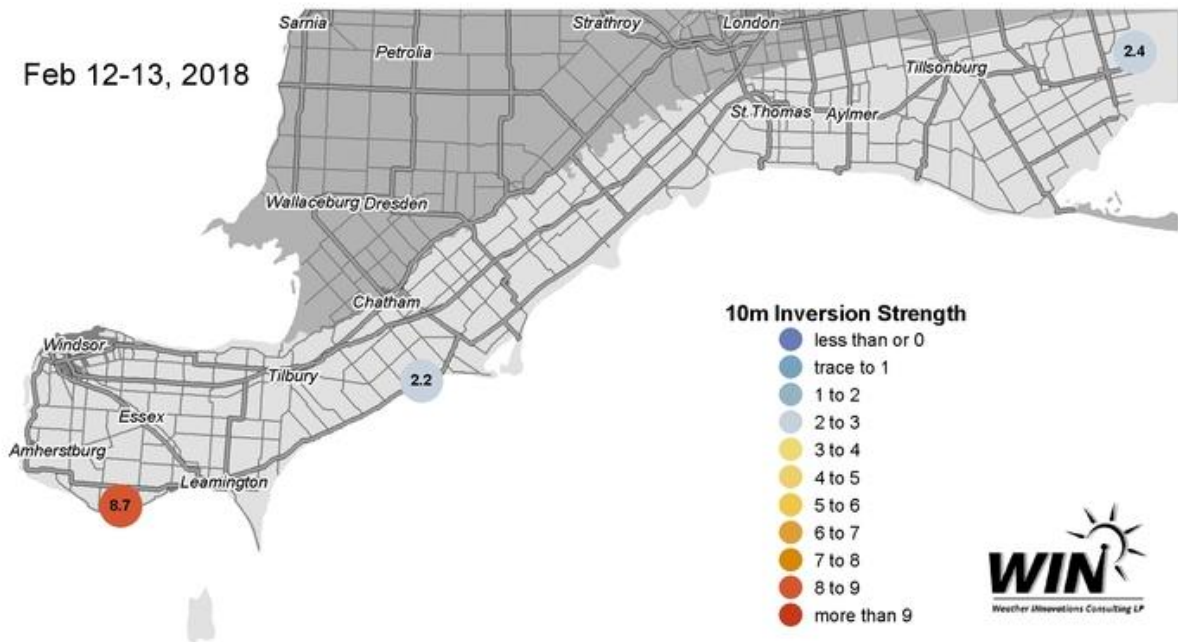


Weather INnovations Consulting LP PO Box 23005, Chatham, ON, N7L 0B1

Feb 12-13, 2018



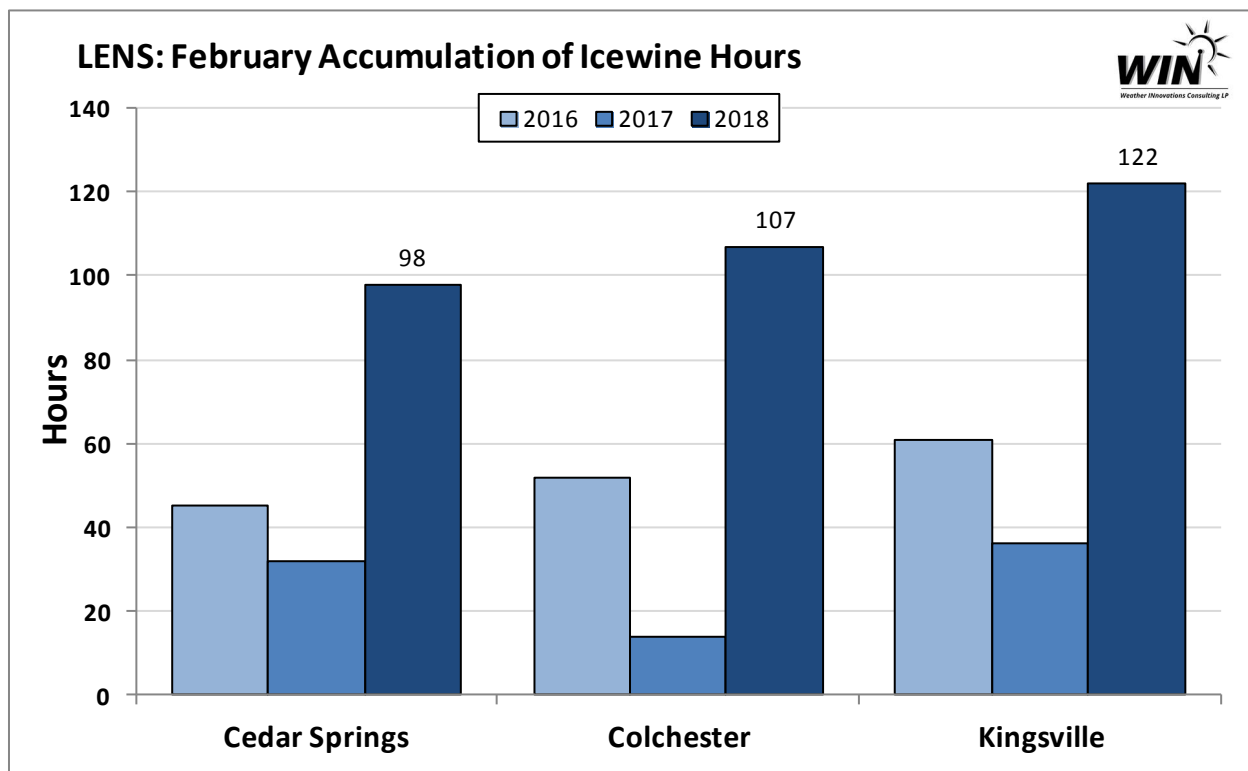
Feb 12-13, 2018

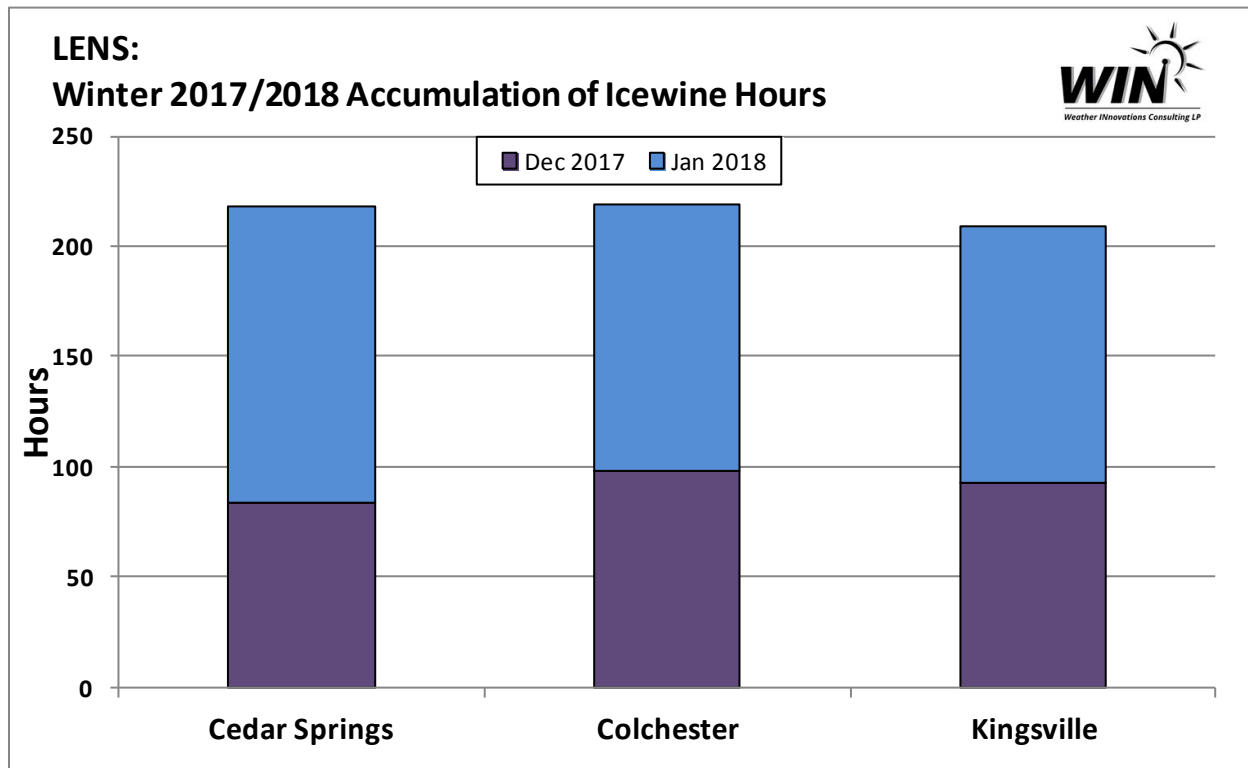




Icewine Hours Analysis

February 2018 provided ample opportunity to harvest icewine grapes. As seen in the following figures, each of the stations accumulated significantly more icewine hours than February 2016 and 2017. Over the month, Cedar Springs recorded 98 icewine hours, Colchester recorded 107 icewine hours, and Kingsville recorded 122 icewine hours (compared to 32 hours, 14 hours, and 36 hours, respectively, in 2017). The total accumulated icewine hours for winter 2017/2018 ranged between 316 hours and 331 hours (compared to 227 hours to 264 hours over the previous winter). The following figures illustrate icewine hour variability across the appellation.





Summary

February 2018 temperatures were above normal in the Lake Erie North Shore appellation. Average temperatures for the month were 2.2°C to 2.4°C above the 30-year normal. The coldest event took place on February 5 with temperatures reaching -17.0°C at Kingsville.