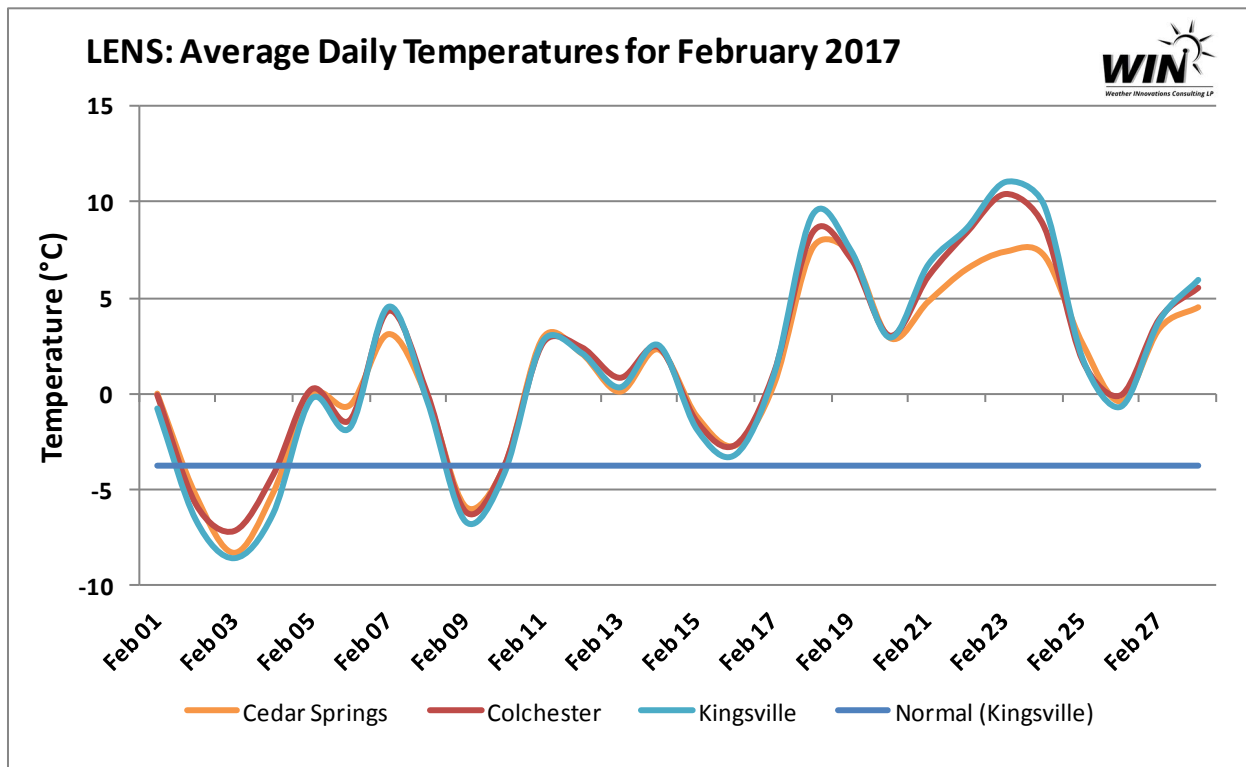




February 2017

Overview

The appellation experienced above normal temperatures in February 2017. Average monthly temperatures were 1.1°C at Cedar Springs, 1.6°C at Colchester, and 1.4°C at Kingsville (compared to -1.3°C at Cedar Springs, -1.1°C at Colchester, and -1.4°C at Kingsville in 2016). Accordingly, the average monthly temperatures were 4.8°C to 5.3°C warmer than normal for this appellation, compared to 2.3°C to 2.6°C above normal in 2016. These statistics are based on Environment Canada’s 30-year normal for Kingsville. This summary illustrates February 2016 temperature and icewine hours. For this report, icewine hours are defined as instances when the average hourly temperature ranged between -8.0°C and -12.0°C, inclusive.



Temperature Analysis

The February 2016 monthly minimum temperature for each site was -10.9°C at the Cedar Springs station, -9.3°C at the Colchester station, and -13.8°C at the Kingsville station (compared to -18.6°C, -18.7°C, and -19.9°C, respectively, in 2016). These monthly minimum temperatures occurred on February 2 or 4. There were 6 days (compared to 8 days in 2016) when temperatures at one or more stations dipped into icewine temperature ranges. These temperature characteristics are shown in the following figures.



LENS: February 2017 Daily Minimums

Date	Cedar Springs	Colchester	Kingsville
1-Feb	-1.9	-3.5	-5
2-Feb	-9.9	-9.3	-12.1
3-Feb	-10.7	-8.7	-11.9
4-Feb	-10.9	-8.6	-13.8
5-Feb	-4.9	-2.3	-5
6-Feb	-6.2	-8.1	-8.8
7-Feb	0.7	1.4	1.3
8-Feb	-3.8	-4	-4.1
9-Feb	-8.3	-7.9	-8.8
10-Feb	-8.6	-7.7	-8.9
11-Feb	0.6	-0.3	0
12-Feb	-0.2	0.6	0.4
13-Feb	-1.2	-1.8	-1.8
14-Feb	0	-0.3	-0.7
15-Feb	-3.1	-3.9	-4
16-Feb	-4.8	-4.7	-4.6
17-Feb	-1.4	-1.5	-2.1
18-Feb	2.2	3.9	5.1
19-Feb	1.6	1.4	-0.3
20-Feb	0.2	-0.6	-1.8
21-Feb	1.7	2.1	2.5
22-Feb	3.7	2.5	3.4
23-Feb	4.3	4.6	5.1
24-Feb	2.9	3.3	4.6
25-Feb	-3.3	-4.2	-4.4
26-Feb	-4.1	-4.3	-4.9
27-Feb	1.9	1.6	0.7
28-Feb	2.2	1.7	2.1



	Days with Icewine Temperatures
	Monthly Minimum



Weather INnovations Consulting LP PO Box 23005, Chatham, ON, N7L 0B1

LENS: February 2017 Daily Temperatures Compared to Normal

	Cedar Springs	Colchester	Kingsville	Normal (Kingsville)
Days with Maximum Temperature:				
<= 0 °C	4	6	6	13
> 0 °C	24	22	22	15.3
> 10 °C	6	6	8	0.6
> 20 °C	0	0	0	0
> 30 °C	0	0	0	0
> 35 °C	0	0	0	0
Days with Minimum Temperature:				
> 0 °C	11	10	9	2.9
<= 2 °C	23	23	22	27.6
<= 0 °C	17	18	19	25.4
<= -2 °C	12	13	14	20.2
<= -10 °C	2	0	3	9.5
<= -20 °C	0	0	0	0.5
<= -30 °C	0	0	0	0

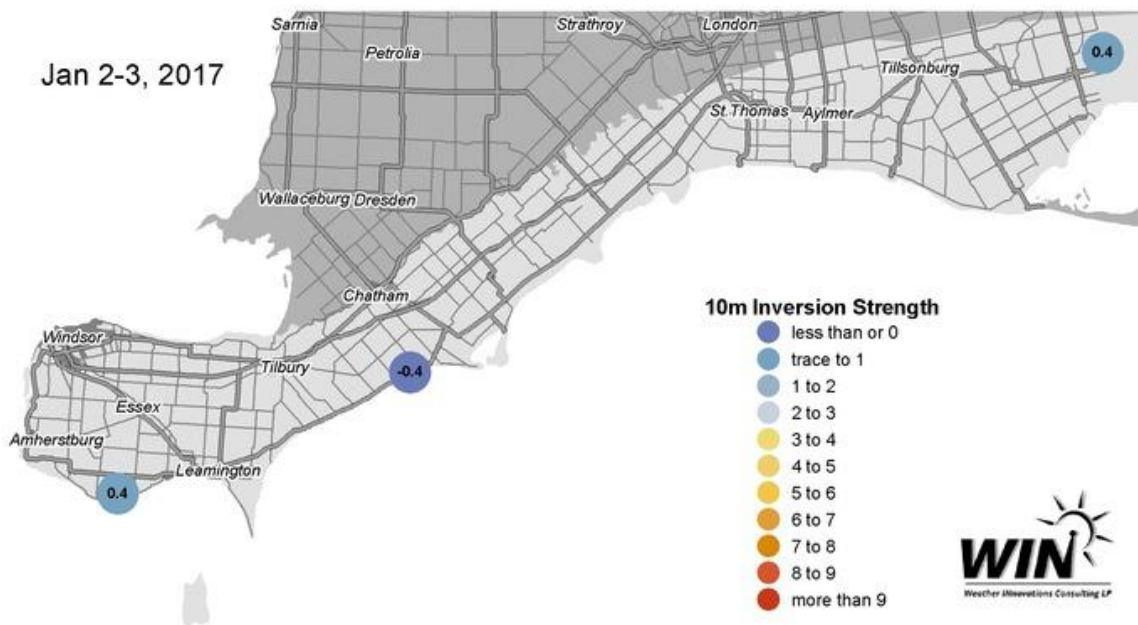
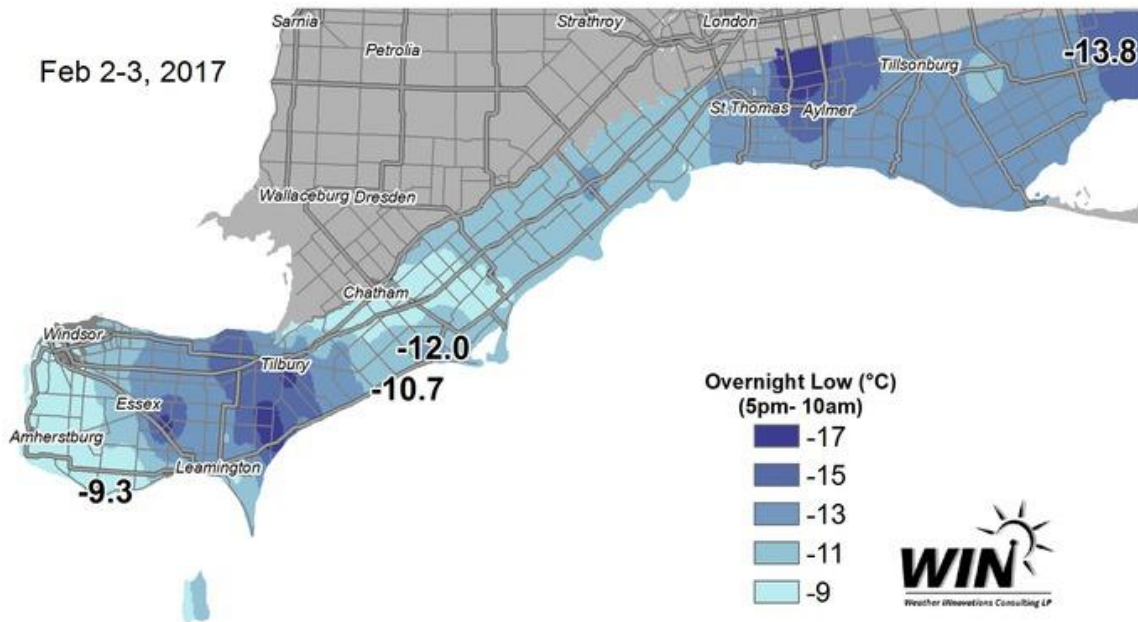




Weather INnovations Consulting LP PO Box 23005, Chatham, ON, N7L 0B1

Inversion Strength

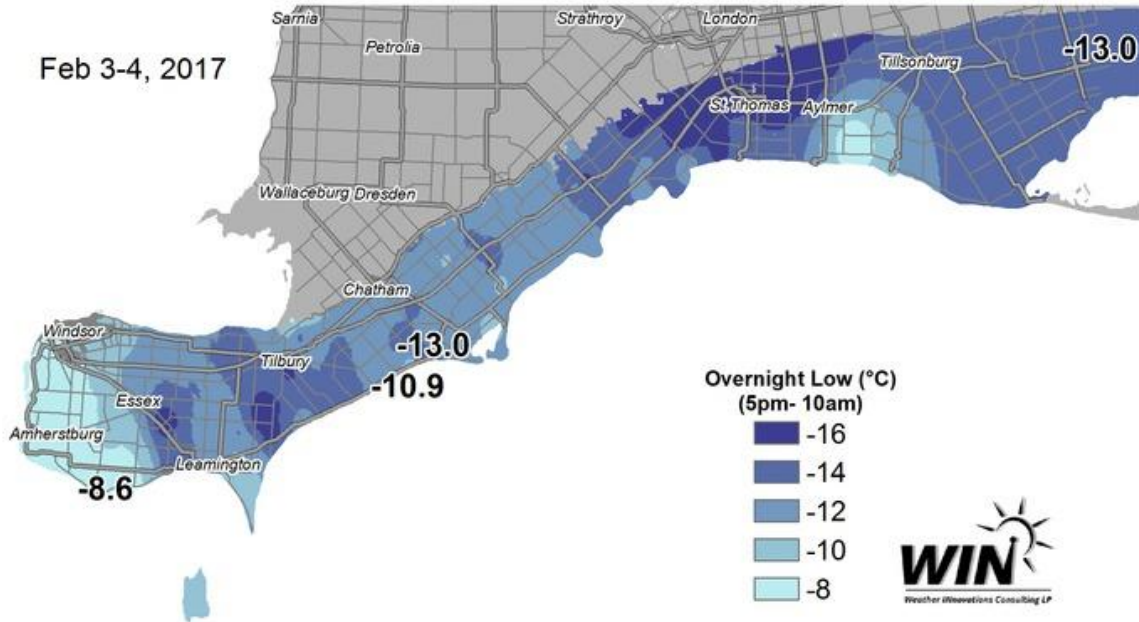
The following figures show the two coldest February nights: February 2-3 and 3-4.



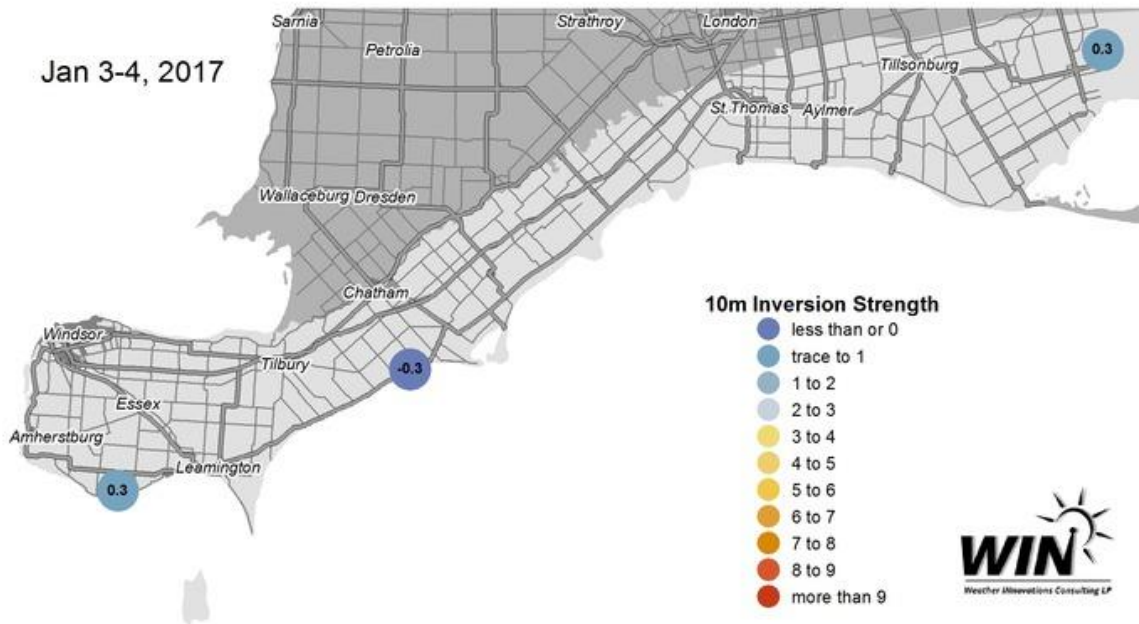


Weather INnovations Consulting LP PO Box 23005, Chatham, ON, N7L 0B1

Feb 3-4, 2017



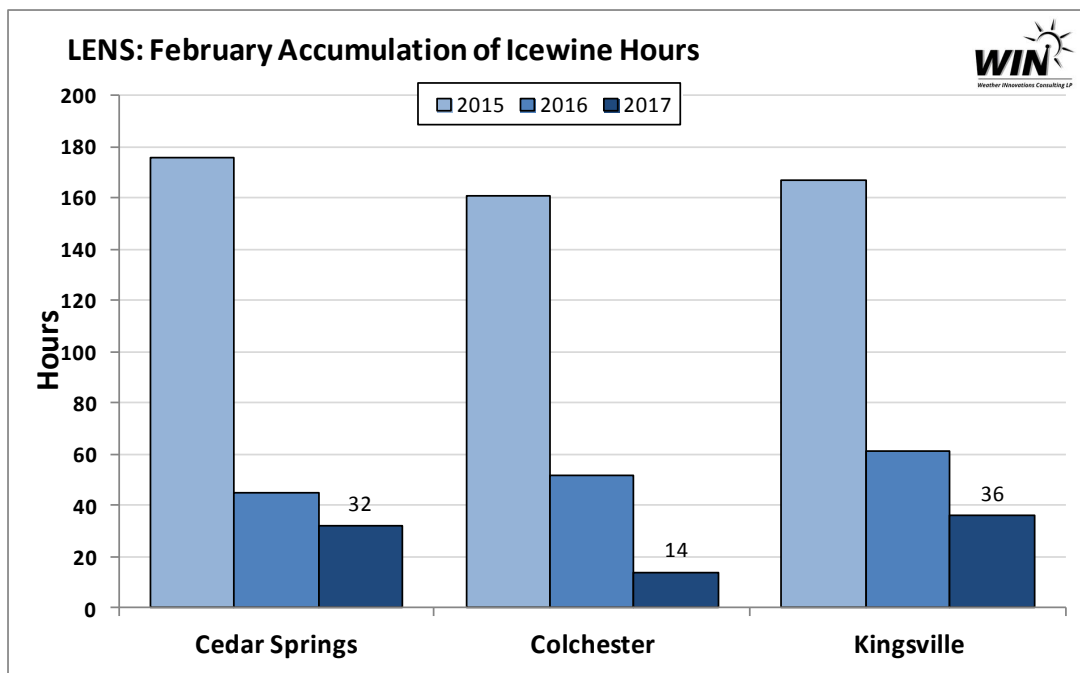
Jan 3-4, 2017

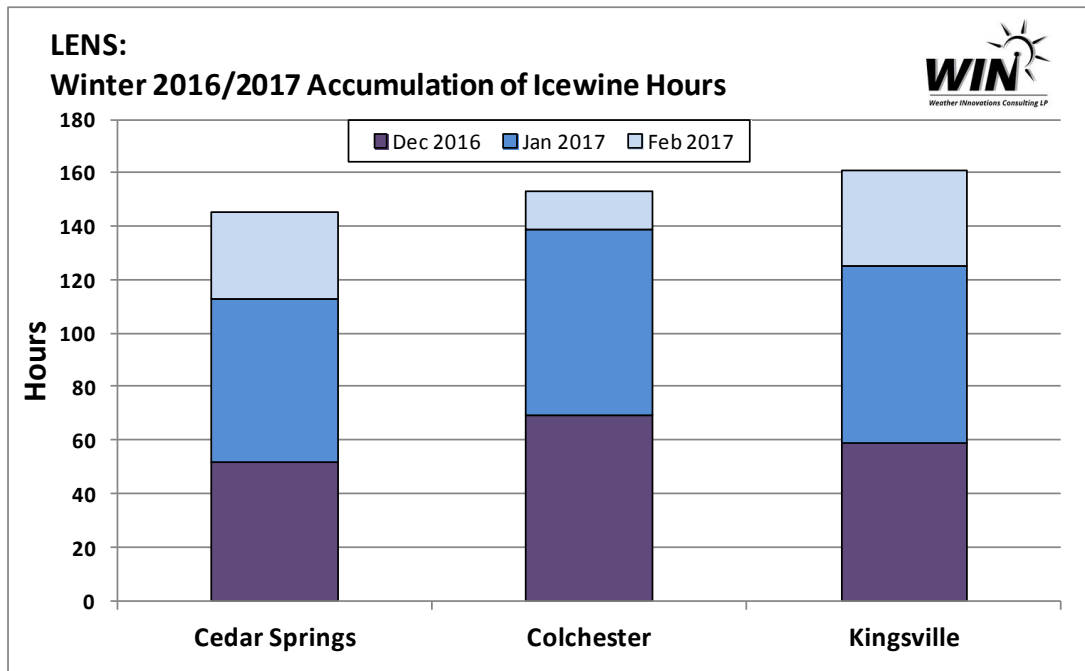




Icewine Hours Analysis

Icewine hours were slow to accumulate in February 2017. As seen in the following figures, each of the stations accumulated significantly fewer icewine hours than February 2015 and 2016. Over the month, Cedar Springs recorded 32 icewine hours, Colchester recorded 14 icewine hours, and Kingsville recorded 36 icewine hours (compared to 45 hours, 52 hours, and 61 hours, respectively, in 2016). The total accumulated icewine hours for winter 2016/2017 ranged between 227 hours and 264 hours (compared to 160 hours to 182 hours over the previous winter). The following figures illustrate icewine hour variability across the appellation.





Summary

February 2017 temperatures were above normal in the Lake Erie North Shore appellation. Average temperatures for the month were 4.8°C to 5.3°C above the 30-year normal. The coldest event took place on February 4 with temperatures reaching -13.8°C at Kingsville.