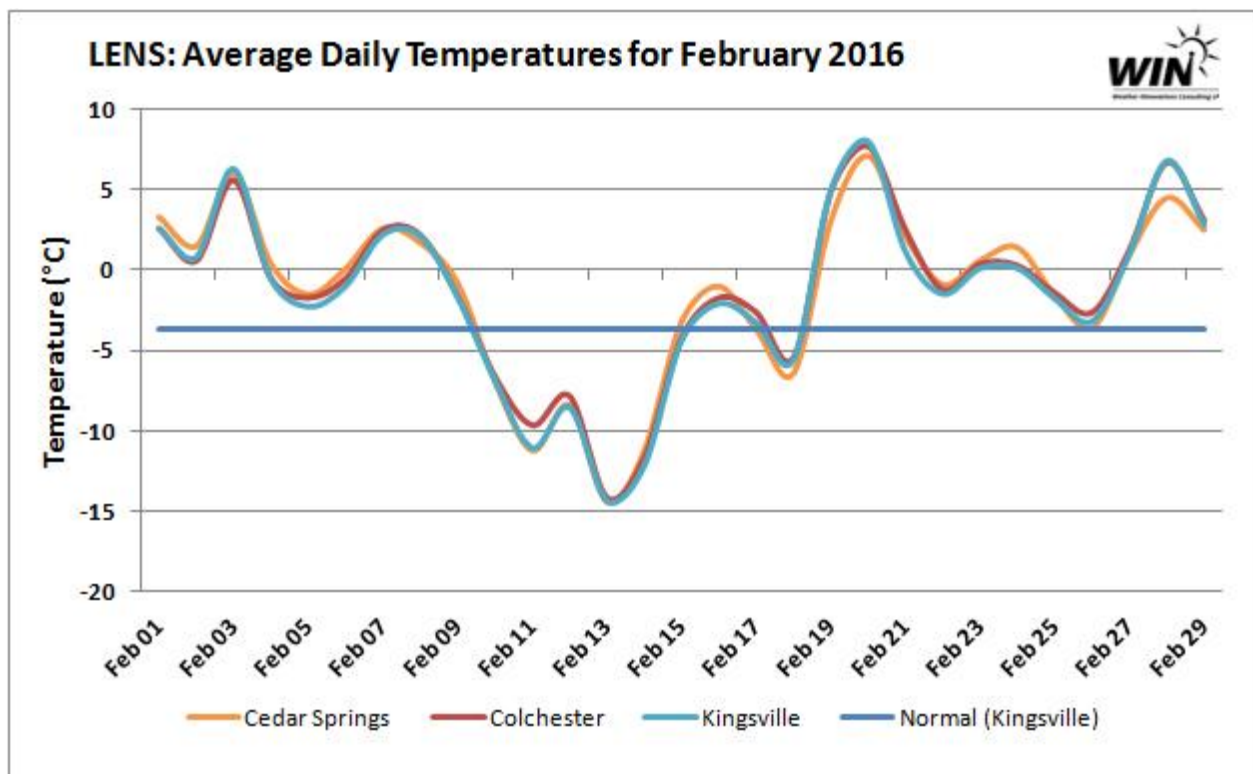




February 2016

Overview

The warmer-than-normal January temperatures continued into February 2016. Average monthly temperatures were -1.3°C at Cedar Springs, -1.1°C at Colchester, and -1.4°C at Kingsville (compared to -10.5°C at Cedar Springs, -10.6°C at Colchester, and -11.1°C at Kingsville in 2015). Accordingly, the average monthly temperatures were 2.3°C to 2.6°C warmer than normal for this appellation, compared to 6.8°C to 7.4°C below normal in 2015. These statistics are based on Environment Canada's 30-year normal for Kingsville. This summary illustrates February 2016 temperature and icewine hours. For this report, icewine hours are defined as instances when the average hourly temperature ranged between -8.0°C and -12.0°C , inclusive.



Temperature Analysis

The February 2016 monthly minimum temperature for each site was -18.6°C at the Cedar Springs station, -18.7°C at the Colchester station, and -19.9°C at the Kingsville station (compared to -25.5°C , -25.8°C , and -28.3°C , respectively, in 2015). These monthly minimum temperatures occurred on February 13 and 14. There were 8 days (compared to 20 days in 2015) when temperatures at one or more stations dipped into icewine temperature ranges. These temperature characteristics are shown in the following figures.



Weather INnovations Consulting LP PO Box 23005, Chatham, ON, N7L 0B1

LENS: February 2016 Daily Minimums

Date	Cedar Springs	Colchester	Kingsville
1-Feb	-1.5	-3	-2.9
2-Feb	-1.8	-3.9	-4.4
3-Feb	2.8	1.1	1.4
4-Feb	-2	-3.6	-4.2
5-Feb	-6.4	-6.8	-7.2
6-Feb	-3	-3	-4.1
7-Feb	0.3	-0.4	-1.2
8-Feb	0.5	0.2	0.5
9-Feb	-3.7	-4.1	-4.6
10-Feb	-12.2	-10.8	-10.7
11-Feb	-14.8	-12.6	-15.3
12-Feb	-13.8	-13.2	-13.3
13-Feb	-17.9	-18.7	-18.7
14-Feb	-18.6	-17.4	-19.9
15-Feb	-6.6	-8	-8.2
16-Feb	-2.2	-2.5	-3
17-Feb	-11.6	-8.4	-8.7
18-Feb	-15.6	-12.2	-12.4
19-Feb	-1.5	-1.5	-1.4
20-Feb	1.5	3	1.3
21-Feb	-1.5	-2.3	-2.2
22-Feb	-3	-3.3	-3.2
23-Feb	-2	-4.3	-3.4
24-Feb	-0.4	-1.1	-1.4
25-Feb	-5.2	-4.2	-4.8
26-Feb	-7.7	-6.9	-7.5
27-Feb	-1.6	-1.7	-2.1
28-Feb	1.7	2.6	1.5
29-Feb	-2.9	-2.5	-3



	Days with Icewine Temperatures
	Monthly Minimum



Weather INnovations Consulting LP PO Box 23005, Chatham, ON, N7L 0B1

LENS: February 2016 Daily Temperatures Compared to Normal

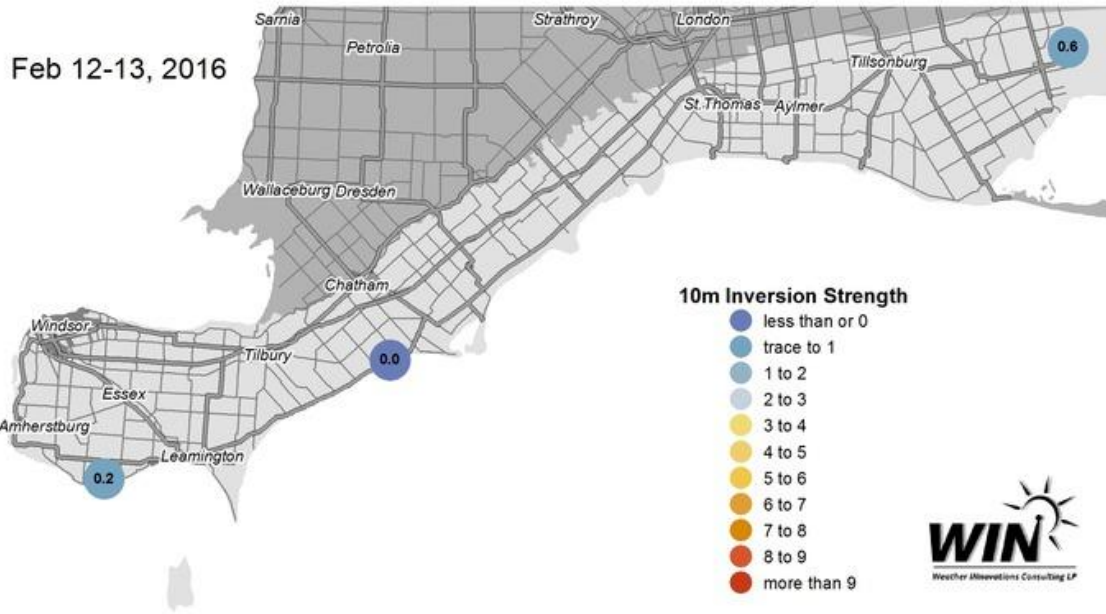
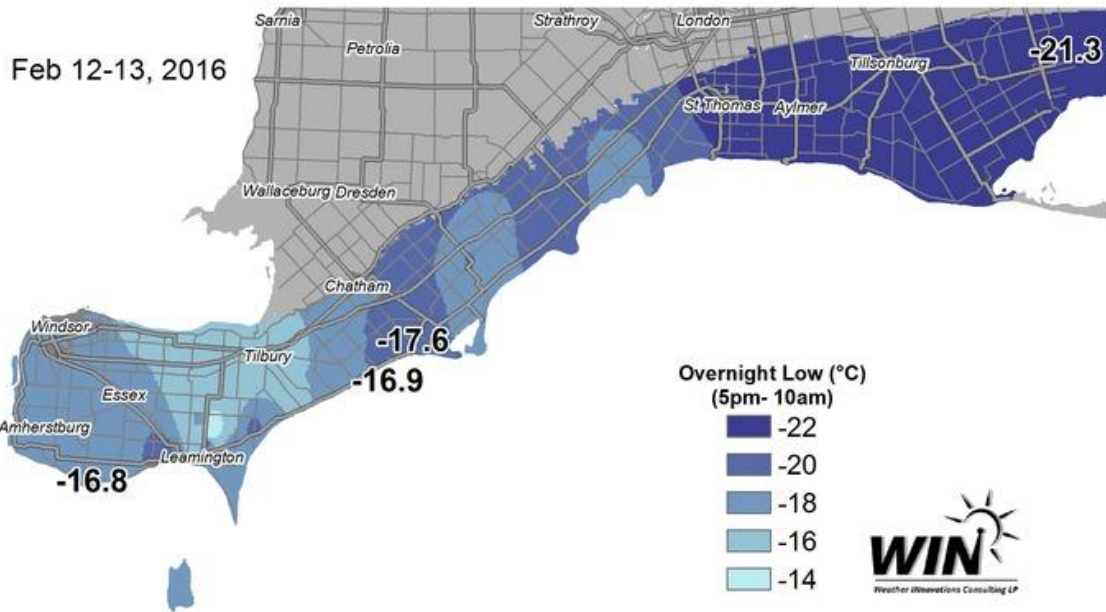
	Cedar Springs	Colchester	Kingsville	Normal (Kingsville)
Days with Maximum Temperature:				
<= 0 °C	8	8	11	13
> 0 °C	21	21	18	15.3
> 10 °C	2	3	4	0.6
> 20 °C	0	0	0	0
> 30 °C	0	0	0	0
> 35 °C	0	0	0	0
Days with Minimum Temperature:				
> 0 °C	5	4	4	2.9
<= 2 °C	28	27	29	27.6
<= 0 °C	24	25	25	25.4
<= -2 °C	18	21	22	20.2
<= -10 °C	7	6	6	9.5
<= -20 °C	0	0	0	0.5
<= -30 °C	0	0	0	0





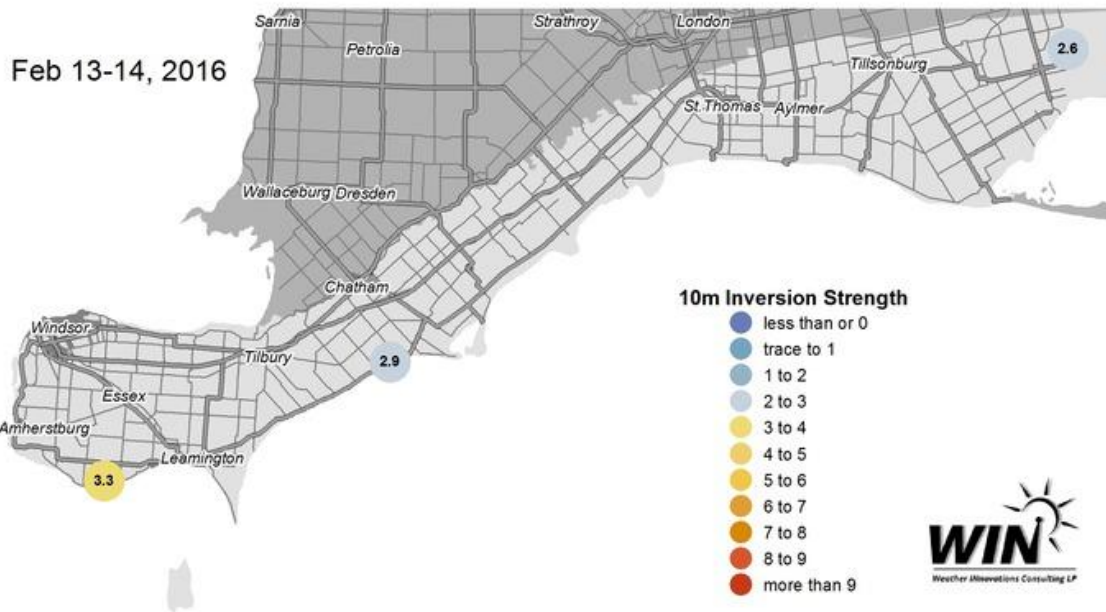
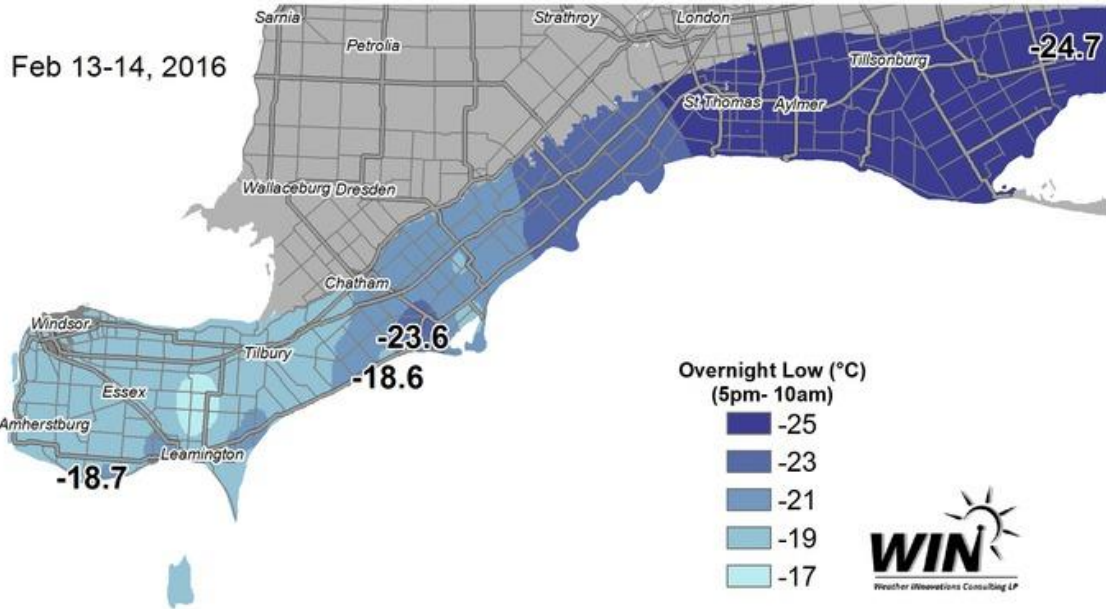
Inversion Strength

The following 4 figures show the two coldest February nights: February 12-13 and 13-14.





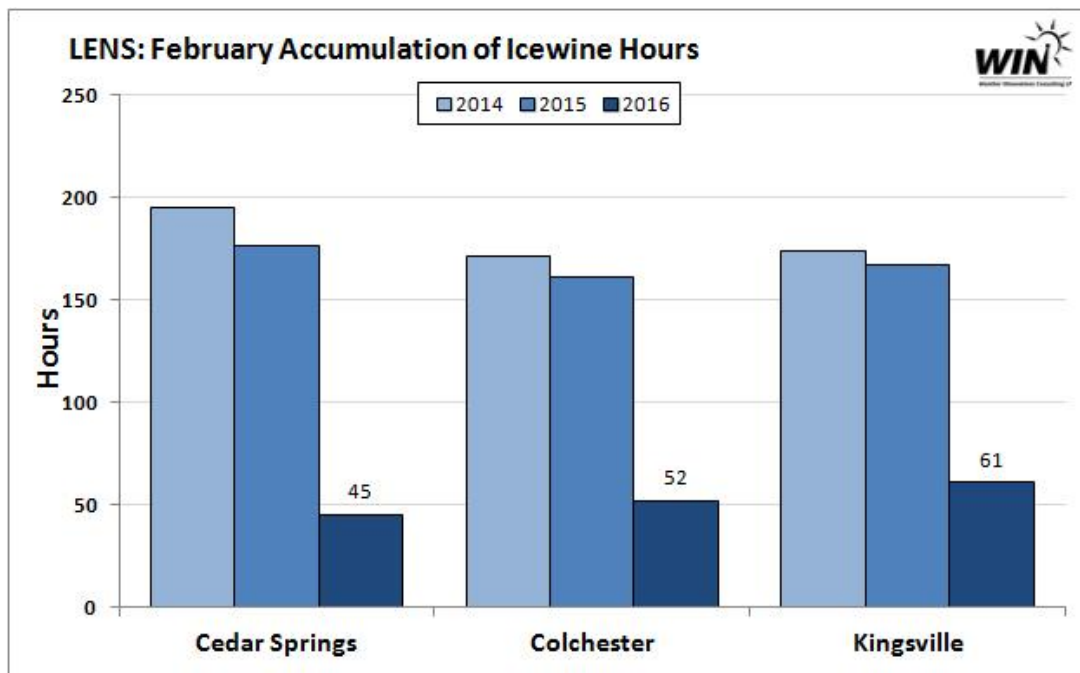
Weather INnovations Consulting LP PO Box 23005, Chatham, ON, N7L 0B1

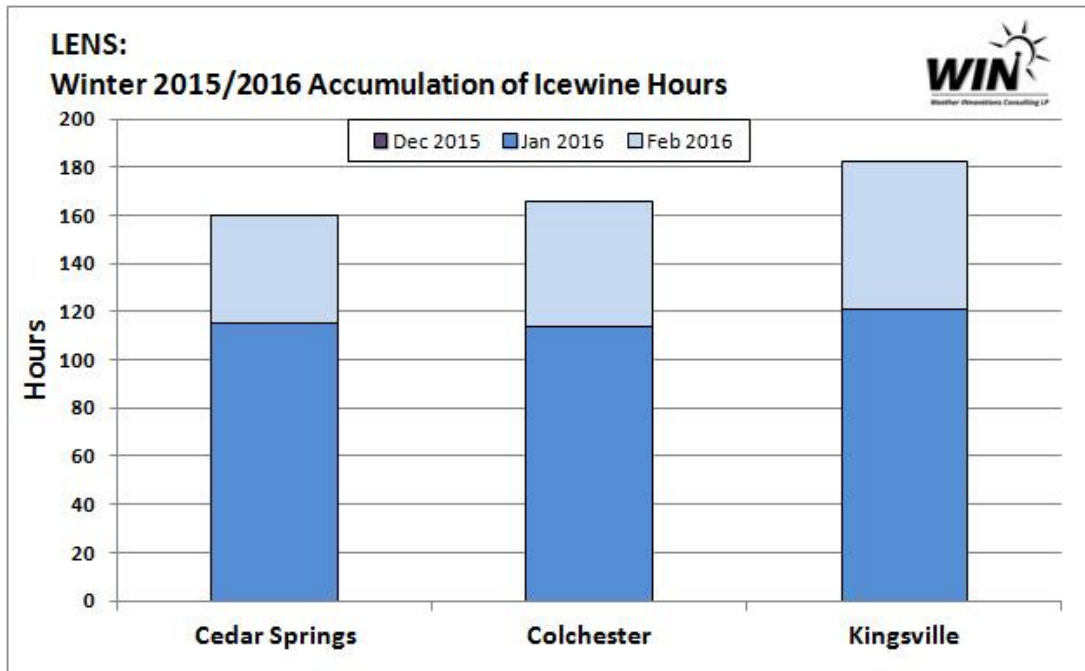




Icewine Hours Analysis

Icewine hours were slow to accumulate in February 2016. As seen in the following figures, each of the stations accumulated significantly fewer icewine hours than February 2015 and 2014. Over the month, Cedar Springs recorded 45 icewine hours, Colchester recorded 52 icewine hours, and Kingsville recorded 61 icewine hours (compared to 176 hours, 161 hours, and 167 hours, respectively, in 2015). The total accumulated icewine hours for winter 2015/2016 ranged between 160 hours and 182 hours (compared to 291 hours to 312 hours over the previous winter). The following figures illustrate icewine hour variability across the appellation.





Summary

February 2016 temperatures were above normal in the Lake Erie North Shore appellation. Average temperatures for the month were 2.3°C to 2.6°C above the 30-year normal. The coldest event took place on February 14 with temperatures reaching -19.9°C at Kingsville.