

## **Niagara Report**

**JANUARY 2008:**

# **Temperature and Ice Wine Hours Summary**

**Wayne Heinen  
Weather INnovations Incorporated**

## OVERVIEW

January 2008 initially began with ideal grape harvesting conditions for ice wine. For those who were unable to take advantage of a few small opportunities in December, the evening of January 2-3 was likely an appropriate time to begin harvesting. All areas experienced at the very least a 10-hour window of suitably cold temperatures. However, temperatures in the following days soared into unseasonable spring-like values. The warmest mean daily temperatures occurred from the 6<sup>th</sup> to the 9<sup>th</sup>. The maximum temperature reached during this warm spell was 17.6°C at Lakeshore on January 8, followed by 17.5°C at the Parkway. The coldest average daily temperatures occurred on the 2<sup>nd</sup> to the 3<sup>rd</sup>, the 20<sup>th</sup>, and the 25<sup>th</sup>. The normal daily mean for January is -4.6°C, based on Environment Canada's 30-year normal for Vineland. Thus, daily means in January were above normal, ranging from -0.8°C to -1.7°C across the 13 NAWN stations. The latter half of the month consisted of closer-to-normal temperatures, with another excellent ice wine harvesting opportunity arising from January 19-21.

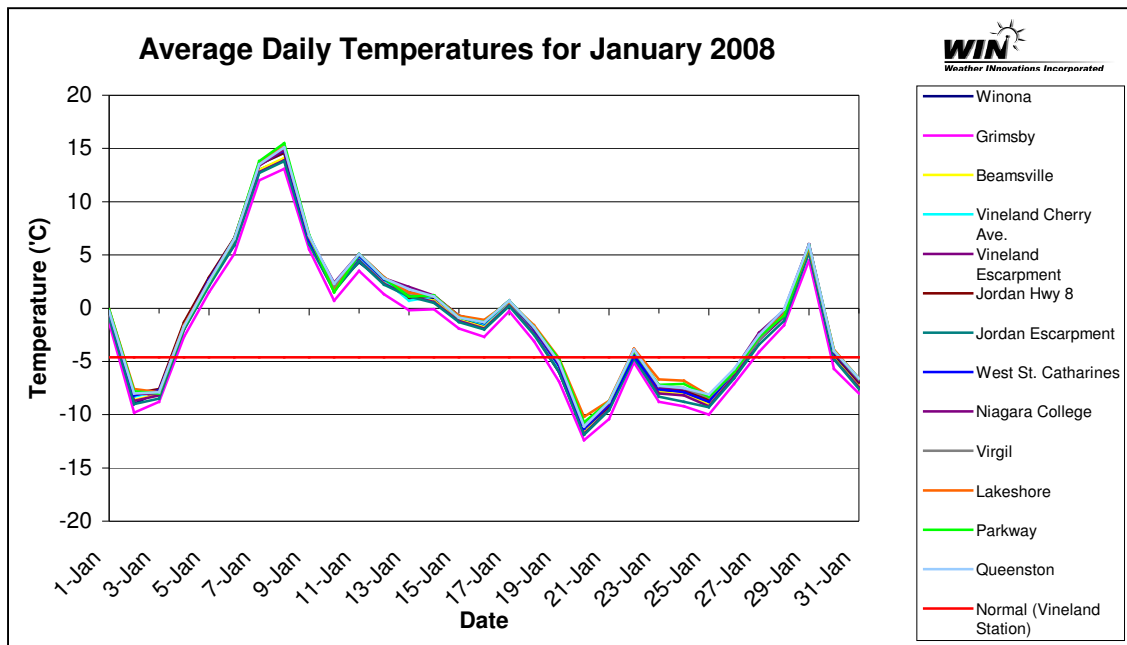



Figure 1: Average Daily Temperatures

This summary will examine minimum January 2008 temperatures, as well as the ice wine harvest opportunities that arose. In each case, comparisons are made between the 13 NAWN stations. For the purpose of this report, ice wine hours are defined as instances when the average hourly temperature was between -8.0°C and -12.0°C, inclusive. Thus, factors such as high average daily temperatures preceding these ice wine hours were not taken into account. Consequently, total ice wine hours are much higher than the number of hours that were *actually* suitable for ice wine harvesting.

## TEMPERATURE ANALYSIS:

Almost all of the stations reached their coldest minimum temperature on the 20<sup>th</sup> of January. Grimsby experienced the absolute coldest minimum temperature for January 2008, reaching  $-15.0^{\circ}\text{C}$  on the 24<sup>th</sup>. The warmest extreme minimum December temperature was  $-12.7^{\circ}\text{C}$  at Lakeshore, followed by  $-13.3^{\circ}\text{C}$  at the Parkway. There were thirteen days when temperatures at one or more stations dipped into ice wine temperature ranges.

January 2008 Daily Minimums for the NAWN Stations														
Date	Winona	Grimsby	Beamsville	Vineland Cherry Ave.	Vineland Escarpment	Jordan Hwy 8	Jordan Escarpment	West St. Catharines	Niagara College	Virgil	Lakeshore	Parkway	Queenston	
1-Jan	-5.3	-6.1	-5.3	-5.1	-5.5	-4.8	-5.6	-4.8	-4.2	-4.1	-3.9	-4.1	-4.1	
2-Jan	-10.9	-11.4	-10.3	-10.0	-10.6	-9.6	-11.1	-10	-9.9	-9.6	-9.5	-9.8	-9.6	
3-Jan	-10.8	-11.9	-11.0	-10.6	-11.3	-10.5	-11.4	-11.2	-13.7	-12.1	-11.1	-11.6	-11.7	
4-Jan	-4.5	-5.5	-4.3	-4.0	-4.6	-4.1	-4.7	-4.6	-4.4	-4.2	-4.1	-4.1	-4.2	
5-Jan	-0.2	-1.0	0.3	0.6	0.0	0.4	0	0	0.3	-0.5	-0.8	-2.2	0.7	
6-Jan	3.3	2.4	3.4	3.8	3.2	3.8	3	3.8	3.7	3.7	3.9	3.6	3.7	
7-Jan	10.5	9.4	10.0	10.4	10.1	10.4	10.1	10.3	10.3	10.2	10.1	10.3	10.0	
8-Jan	11.2	9.9	10.4	10.9	10.0	10.7	9.7	11.3	11.9	12.3	9.5	12.3	11.8	
9-Jan	1.8	0.4	1.7	2.2	1.5	2.2	1.4	1.3	2.1	1.9	2.0	2.0	2.4	
10-Jan	0.0	-2.4	-0.1	-0.5	-0.6	-0.8	-0.9	-1.6	-0.7	-1.1	-1.2	-2.6	-0.8	
11-Jan	2.4	1.2	2.2	2.4	2.1	2.8	1.9	2.3	2.6	2.6	2.6	2.6	2.7	
12-Jan	-1.6	-3.2	-1.2	-2.5	-0.8	-1.6	-1.2	-1.4	-1.6	-1.1	0.9	-1.1	-1.8	
13-Jan	-2.4	-4.6	-1.7	-3.6	-1.6	-3.0	-2	-2.6	-1.7	-2.8	-2.6	-3.5	-1.9	
14-Jan	-0.4	-1.4	-0.6	-0.2	-0.8	-0.3	-0.9	-0.5	-0.5	-0.6	-0.5	-0.6	-0.9	
15-Jan	-1.9	-2.9	-2.1	-1.8	-2.2	-1.6	-2.2	-1.7	-1.6	-1.6	-1.4	-1.6	-1.7	
16-Jan	-4.6	-6.4	-4.7	-4.4	-4.8	-4.3	-5.1	-4.4	-4.5	-4.0	-2.9	-3.2	-4.0	
17-Jan	-2.5	-3.6	-2.9	-2.5	-2.6	-2.5	-2.5	-2.2	-2.1	-2.3	-2.4	-2.5	-2.3	
18-Jan	-4.4	-5.6	-4.7	-4.3	-4.6	-4.1	-4.9	-4.4	-4.1	-4.0	-3.9	-4.0	-4.0	
19-Jan	-11.2	-12.3	-11.4	-11.0	-11.5	-10.9	-11.6	-11	-11.0	-10.7	-9.1	-10.1	-10.8	
20-Jan	-13.8	-14.9	-14.1	-13.7	-14.2	-13.7	-14.4	-13.8	-13.7	-13.4	-12.6	-13.3	-13.5	
21-Jan	-13.2	-14.3	-13.5	-13.0	-13.7	-13.2	-13.7	-13.2	-12.8	-12.8	-12.7	-12.7	-12.6	
22-Jan	-10.1	-12.0	-9.5	-9.9	-9.3	-10.1	-9.5	-10.5	-8.4	-8.2	-7.9	-8.2	-8.2	
23-Jan	-9.1	-10.6	-9.3	-8.8	-9.9	-9.3	-10	-9.5	-8.5	-8.4	-8.3	-8.4	-8.4	
24-Jan	-10.7	-15.0	-10.4	-10.5	-10.6	-9.8	-11.7	-10.6	-10.2	-10.1	-9.3	-9.1	-9.0	
25-Jan	-11.8	-13.4	-12.4	-11.7	-12.7	-12.3	-12.7	-12.6	-11.5	-11.5	-11.8	-11.6	-11.3	
26-Jan	-9.5	-11.3	-9.4	-8.9	-9.6	-9.1	-9.9	-9.4	-8.9	-10.0	-10.0	-10.1	-9.1	
27-Jan	-8.4	-11.1	-8.2	-11.1	-8.4	-9.5	-11.3	-7.2	-7.6	-9.8	-7.2	-6.5	-7.0	
28-Jan	-3.6	-5.2	-3.2	-3.1	-3.7	-3.1	-3.7	-2.7	-2.8	-2.9	-2.9	-3.1	-2.9	
29-Jan	2.4	1.2	1.8	2.2	1.8	2.3	1.6	2	2.3	2.2	2.2	2.0	2.5	
30-Jan	-9.2	-10.2	-9.5	-9.2	-9.7	-9.1	-9.7	-9.2	-9.1	-8.9	-8.6	-8.8	-9.0	
31-Jan	-11	-12.5	-11.3	-10.8	-11.5	-10.9	-11.6	-11.0	-10.5	-10.2	-9.9	-10.0	-10.2	

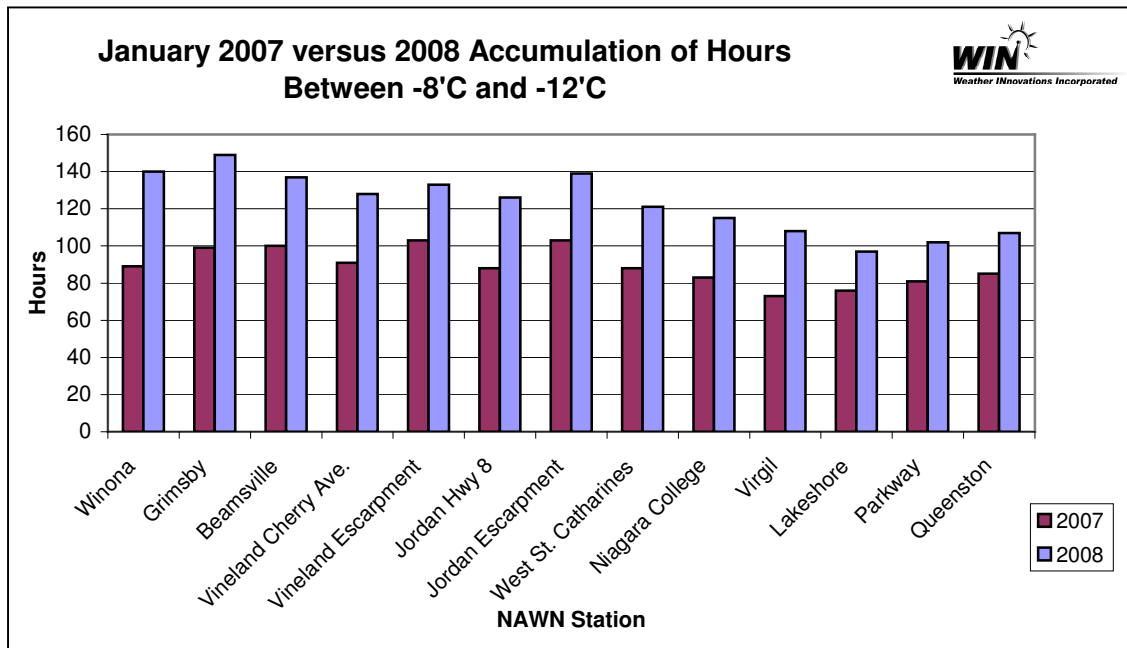
Legend:

	Days with Ice Wine Temperatures
	Extreme Monthly Minimum

Figure 2: Daily Minimum Temperatures

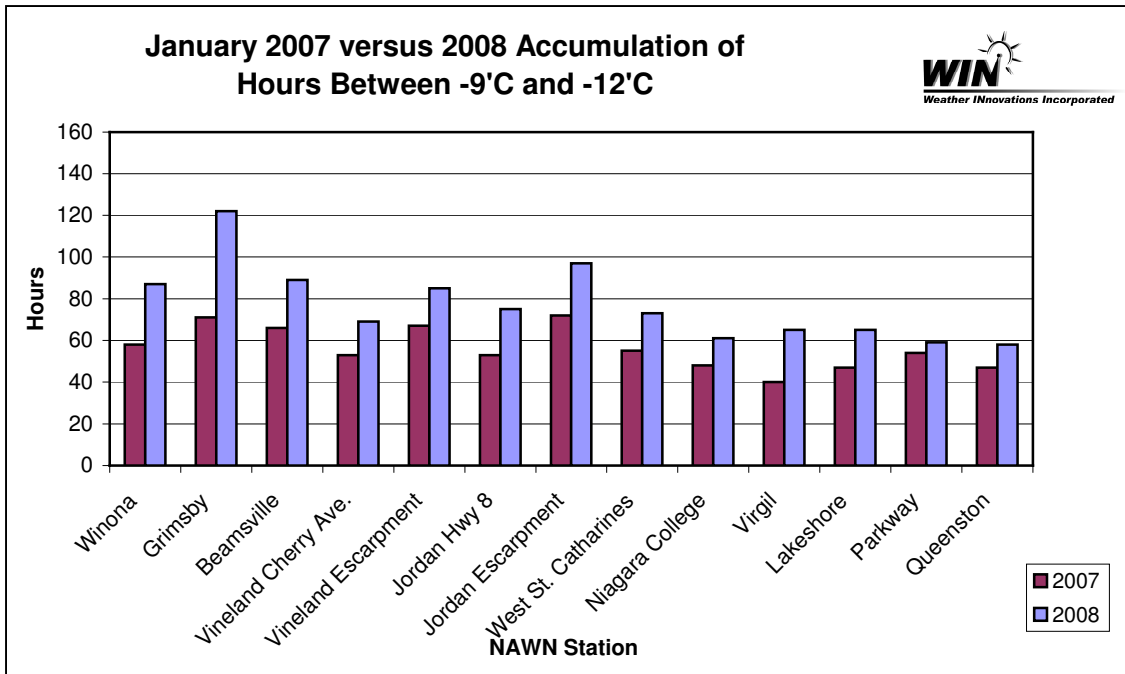
## ICE WINE HOURS ANALYSIS:

Almost all of the NAWN stations recorded 100 or more ice wine hours in January 2008. Again, Grimsby accumulated the greatest number of ice wine hours, totaling 149 for the month. In contrast, Lakeshore experienced the least amount, totaling only 97 ice wine hours. The Niagara-on-the-Lake stations accumulated the least number of hours compared to all the locations in both years. In January 2008, all of the stations experienced approximately 20-50 more hours than in the year before.



**Figure 3: Hours Between -8°C and -12°C**

As can be seen in Figure 3, all of the NAWN stations accumulated more ice wine hours in 2008, than in the previous year. A slight change to the upper temperature threshold (Figure 4) lowers the yearly totals nearly equally. Consequently, it is evident that there were similar deeper cooling events in January 2008, as well as in January 2007. Overall, there were more ice wine harvesting opportunities in January 2008 than in January 2007.



**Figure 4: Hours Between -9°C and -12°C**

The ice wine hours between -8°C and -12°C were accumulated during 9 ice wine “opportunities” in January. Unlike the December 2007 occasions, these opportunities were often more significant in length and more suitable for harvest. All are shown explicitly in the following tables.


Date/ Time														
	Winona	Grimsby	Beamsville	Vineland Cherry Ave.	Vineland Escarpment	Jordan Hwy 8	Jordan Escarpment	West St. Catharines	Niagara College	Virgil	Lakeshore	Parkway	Queenston	
<b>Possible Icewine Opportunity #1: Jan 2-3</b>														
1/2 2:00	-6.6	-7.4	-6.7	-6.1	-6.6	-5.8	-6.5	-6	-5.5	-5.5	-5.3	-5.5	-5.4	
1/2 3:00	-7.4	-8.4	-7.5	-6.8	-7.3	-6.3	-7.2	-6.5	-6.1	-6.1	-5.7	-6.2	-6.2	
1/2 4:00	-8.1	-9.1	-8.1	-7.5	-8	-7	-7.8	-7.3	-6.9	-6.8	-6.4	-6.7	-6.8	
1/2 5:00	-8.5	-9.6	-8.8	-8.2	-8.8	-7.8	-8.6	-8	-7.6	-7.4	-7	-7.3	-7.4	
1/2 6:00	-9	-10	-9.2	-8.7	-9.3	-8.3	-9	-8.6	-8.2	-8	-7.7	-7.9	-8	
1/2 7:00	-9.5	-10.4	-9.7	-9.3	-9.9	-8.9	-9.7	-9.1	-8.9	-8.8	-8.5	-8.6	-8.6	
1/2 8:00	-9.9	-10.9	-10.2	-9.7	-10.4	-9.4	-10.3	-9.8	-9.6	-9.5	-9.2	-9.2	-9.3	
1/2 9:00	-10.2	-11.1	-10.1	-10	-10.4	-9.5	-10.4	-9.8	-9.8	-9.4	-9.1	-9.3	-9.5	
1/2 10:00	-10	-11	-9.6	-9.8	-9.8	-9.3	-10.4	-9.2	-9.2	-9.2	-9.2	-9	-9.2	
1/2 11:00	-9.7	-10.5	-9.2	-9.8	-9.5	-9.4	-10.4	-9.2	-9.3	-9.2	-9.1	-9	-9.2	
1/2 12:00	-9.3	-10.2	-8.8	-9.4	-9	-9.2	-10.3	-8.8	-9.4	-9.3	-9.1	-8.8	-9.3	
1/2 13:00	-8.8	-9.7	-8.2	-8.8	-8.4	-8.7	-9.8	-8.8	-8.9	-8.8	-8.6	-8.5	-9.1	
1/2 14:00	-8.2	-9.3	-7.8	-8.3	-8.1	-8.2	-9.2	-8.2	-8.4	-8.5	-7.9	-7.8	-8.4	
1/2 15:00	-7.6	-8.9	-7.7	-7.7	-7.6	-7.6	-8.6	-7.8	-8.2	-8.3	-7.7	-7.7	-8.2	
1/2 16:00	-7.5	-8.6	-7.6	-7.5	-7.6	-7.3	-8.4	-7.9	-7.8	-7.8	-7.4	-7.7	-8.2	
1/2 17:00	-8.2	-9.4	-8.2	-7.6	-8.3	-7.6	-8.5	-8.1	-7.9	-7.8	-7.3	-7.6	-7.9	
1/2 18:00	-9.1	-10.3	-9	-8.3	-8.9	-8.3	-9	-8.7	-8.1	-8	-7.5	-7.9	-8.3	
1/2 19:00	-9.9	-10.8	-9.1	-8.5	-9.2	-8.5	-9.3	-8.9	-8.2	-7.8	-7.4	-7.8	-8.1	
1/2 20:00	-10.6	-10.9	-9.5	-8.5	-9.3	-8.5	-9.4	-8.8	-8	-7.6	-7.4	-7.6	-7.8	
1/2 21:00	-10.6	-10.7	-9.2	-8.2	-8.9	-8.1	-9.1	-8.5	-7.4	-7.3	-6.8	-7.2	-7.5	
1/2 22:00	-10.3	-10.7	-9.3	-8.1	-8.9	-8	-10.2	-8	-7.6	-7.5	-7.2	-7.5	-7.6	
1/2 23:00	-9.8	-10.5	-9.1	-8.2	-8.8	-7.8	-8.7	-7.7	-7.7	-7.8	-7.8	-8	-8	
1/3 0:00	-9.6	-10.5	-9	-8.5	-9	-8.4	-9.1	-8.5	-8.8	-9	-9	-9.1	-8.9	
1/3 1:00	-9.5	-10	-9.2	-9.1	-9.6	-9.3	-10	-9.6	-10.1	-10.1	-10.2	-10.3	-10.2	
1/3 2:00	-9.9	-10.5	-10.2	-10.3	-10.7	-10.3	-11	-10.4	-11	-10.5	-10.5	-10.5	-10.8	
1/3 3:00	-10.7	-11.2	-10.7	-10.5	-10.9	-10.3	-11	-10.6	-11.1	-10.6	-10.5	-10.7	-10.7	
1/3 4:00	-10.5	-11.4	-10.8	-10.5	-11.1	-10.4	-11.1	-10.6	-10.9	-10.7	-10.5	-10.6	-10.9	
1/3 5:00	-10.5	-11.5	-10.8	-10.6	-11.1	-10.4	-11.2	-10.8	-10.8	-10.6	-10.5	-10.6	-10.8	
1/3 6:00	-10.6	-11.4	-10.8	-10.6	-11.2	-10.4	-11.2	-10.9	-11.1	-10.9	-10.9	-11	-10.9	
1/3 7:00	-10.6	-11.5	-10.9	-10.4	-11.1	-10.4	-11.2	-11	-11.4	-11.2	-10.9	-11.4	-11.5	
1/3 8:00	-10.5	-11.5	-10.9	-10.3	-10.8	-10.3	-11.1	-11	-11.9	-11.4	-10.9	-11.2	-11.6	
1/3 9:00	-10.5	-11.5	-10.7	-10.2	-10.6	-10.4	-11.3	-10.6	-13	-11.3	-10.7	-10.7	-11.5	
1/3 10:00	-9.5	-11.5	-9.8	-9.6	-10.2	-9.6	-10.9	-9.5	-10.7	-10.3	-9.5	-10.3	-10.7	
1/3 11:00	-8.6	-9.8	-9.6	-9.2	-9.4	-8.8	-10.3	-7.7	-8.7	-7.6	-8.8	-8.7	-9.1	
1/3 12:00	-8	-8.9	-8.9	-8.5	-8.6	-8.1	-9.8	-7.4	-7.1	-8.5	-9	-7.7	-7.1	
1/3 13:00	-7.3	-7.5	-7.7	-7.9	-7.9	-7.4	-8.2	-7.4	-7.2	-7.6	-8.1	-7	-6.8	
1/3 14:00	-6.6	-8.1	-7.2	-7	-7.1	-6.2	-7.8	-6.3	-7.1	-7.2	-7.3	-7.1	-6.3	
1/3 15:00	-6.9	-8.2	-7	-6.5	-7.1	-6.1	-7.5	-5.5	-6.4	-6.7	-6.4	-6.3	-6	
1/3 16:00	-6.6	-8	-7	-6.8	-7.4	-6.5	-7.6	-6.3	-6.8	-6.8	-6.1	-6.4	-6.5	
1/3 17:00	-7.2	-8.3	-7.3	-7.2	-7.6	-6.7	-7.7	-6.8	-6.6	-7.4	-7	-7.2	-6.7	
1/3 18:00	-6.2	-7.4	-6.7	-7.1	-7.4	-6.8	-7.1	-7.1	-6.6	-7.6	-7	-7.3	-6.7	

Figure 5: Ice Wine Hours from Jan 2-3, 2008

January 2-3 provided a significant number of harvesting hours, except for a short warming break in the afternoon/evening on the 2<sup>nd</sup>. However, Grimsby and Jordan Escarpment were consistently within ice wine temperature ranges throughout the two days. All stations saw at least a seven-hour window of ice wine temperatures on the 2<sup>nd</sup> and at least an 11-hour window on the 3<sup>rd</sup>.

Date/ Time	Possible Icewine Opportunity #2: Jan 19-21												
	Winona	Grinsby	Beansville	Vineland Cherry Ave.	Vineland Escarpment	Jordan Hwy 8	Jordan Escarpment	West St. Catharines	Niagara College	Virgil	Lakeshore	Parkway	Queenston
1/19 16:00	-6.5	-7	-6	-5.6	-6.3	-5.6	-6.1	-5.3	-5.3	-5.4	-5.4	-5.1	-5.3
1/19 17:00	-7.3	-8.1	-7	-6.7	-7.1	-6.6	-7.1	-6.6	-6.4	-6	-5.9	-6	-6.2
1/19 18:00	-8.4	-9.2	-8.3	-7.9	-8.3	-7.7	-8.2	-7.6	-7.5	-7	-6.5	-6.6	-7.3
1/19 19:00	-9.3	-10.1	-9.1	-8.8	-9.1	-8.6	-9.2	-8.6	-8.4	-7.6	-7.2	-7.3	-8
1/19 20:00	-9.7	-10.8	-9.7	-9.6	-9.9	-9.2	-9.9	-9.3	-9	-8.4	-7.7	-8	-8.9
1/19 21:00	-10.1	-11.2	-10.3	-10	-10.4	-9.7	-10.4	-9.8	-9.7	-8.7	-8	-8.2	-9.4
1/19 22:00	-10.4	-11.5	-10.6	-10.3	-10.7	-10.2	-10.8	-10.3	-10.1	-9.3	-8.6	-8.9	-9.7
1/19 23:00	-10.8	-11.9	-11	-10.6	-11	-10.5	-11.1	-10.5	-10.5	-10.1	-8.8	-9.4	-10.3
1/20 0:00	-11.1	-12.1	-11.3	-10.9	-11.4	-10.8	-11.5	-10.9	-10.9	-10.5	-9	-10	-10.7
1/20 1:00	-11.5	-12.5	-11.7	-11.3	-11.8	-11.1	-11.8	-11.3	-11.2	-10.8	-9.4	-10.4	-11.1
1/20 2:00	-11.9	-12.9	-12	-11.7	-12.1	-11.6	-12.1	-11.6	-11.6	-11.2	-9.6	-10.4	-11.4
1/20 3:00	-12.3	-13.4	-12.5	-12.1	-12.6	-12	-12.6	-12.1	-11.9	-11.5	-9.9	-10.7	-11.7
1/20 4:00	-12.8	-13.8	-13	-12.7	-13.1	-12.5	-13.1	-12.6	-12.4	-12	-10.4	-11.5	-12.2
1/20 5:00	-13.1	-14.2	-13.4	-13	-13.5	-12.9	-13.5	-13	-12.9	-12.6	-11.2	-12.2	-12.7
1/20 6:00	-13.4	-14.5	-13.7	-13.3	-13.8	-13.2	-13.9	-13.3	-13.2	-12.9	-11.7	-12.6	-13.1
1/20 7:00	-13.6	-14.7	-13.9	-13.6	-14	-13.5	-14.2	-13.6	-13.4	-13.2	-11.8	-12.9	-13.3
1/20 8:00	-13.8	-14.8	-14	-13.7	-14.2	-13.7	-14.4	-13.7	-13.6	-13.3	-12.4	-13.2	-13.5
1/20 9:00	-13.3	-14.5	-13.7	-13.3	-13.9	-13.3	-13.9	-13.3	-13.4	-12.9	-11.7	-12.7	-13.2
1/20 10:00	-12.1	-13.1	-12.4	-12.1	-12.7	-12.3	-12.8	-12.2	-11.9	-11.7	-10.8	-11.5	-11.8
1/20 11:00	-10.9	-11.9	-11.3	-11	-11.5	-11	-11.6	-10.9	-10.5	-10.3	-10.1	-10.4	-10.6
1/20 12:00	-10.2	-10.9	-10.3	-10.1	-10.5	-10.3	-10.7	-10.1	-9.7	-9.5	-9.4	-9.6	-9.7
1/20 13:00	-9.6	-10.2	-9.5	-9.3	-9.8	-9.4	-9.9	-9.2	-8.9	-8.7	-8.9	-8.9	-8.9
1/20 14:00	-9.3	-9.9	-9.2	-9	-9.4	-9.1	-9.5	-8.9	-8.5	-8.4	-8.6	-8.3	-8.7
1/20 15:00	-9.3	-9.8	-9	-9	-9.3	-9	-9.5	-8.8	-8.3	-8.5	-8.6	-8.4	-8.5
1/20 16:00	-9.3	-10.2	-9.4	-9	-9.7	-9.2	-9.6	-9.3	-8.8	-8.6	-8.6	-8.5	-8.8
1/20 17:00	-10.1	-10.8	-10	-9.7	-10.2	-9.7	-10.3	-9.7	-9.4	-9.2	-8.8	-8.9	-9.4
1/20 18:00	-10.7	-11.7	-10.9	-10.6	-11	-10.4	-11.1	-10.6	-10.5	-10.2	-9.5	-9.8	-10.3
1/20 19:00	-11.1	-12.1	-11.2	-10.9	-11.4	-10.8	-11.5	-10.9	-10.9	-10.6	-9.6	-10.2	-10.7
1/20 20:00	-11.2	-12.3	-11.5	-11.1	-11.6	-11	-11.8	-11.2	-11.1	-11	-10.2	-10.7	-11.1
1/20 21:00	-11.4	-12.5	-11.6	-11.3	-11.7	-11.2	-11.9	-11.3	-11.3	-11	-10.6	-10.9	-11.2
1/20 22:00	-11.5	-12.6	-11.7	-11.4	-11.8	-11.2	-11.9	-11.4	-11.3	-11.1	-10.9	-11	-11.3
1/20 23:00	-11.6	-12.6	-11.9	-11.5	-11.9	-11.4	-12.1	-11.4	-11.4	-11.2	-10.7	-11.1	-11.2
1/21 0:00	-11.6	-12.7	-11.8	-11.5	-11.9	-11.4	-12.2	-11.5	-11.5	-11.3	-10.8	-11.1	-11.3
1/21 1:00	-11.7	-12.7	-12	-11.6	-12	-11.5	-12.2	-11.6	-11.6	-11.4	-10.5	-11.2	-11.4
1/21 2:00	-11.9	-12.9	-12.2	-11.8	-12.3	-11.7	-12.4	-11.8	-11.8	-11.6	-10.9	-11.4	-11.7
1/21 3:00	-12.2	-13.2	-12.4	-12.1	-12.5	-11.9	-12.8	-12.1	-12	-11.9	-11.1	-11.7	-11.9
1/21 4:00	-12.4	-13.4	-12.6	-12.3	-12.7	-12.3	-13	-12.4	-12.3	-12	-11.3	-11.9	-12.2
1/21 5:00	-12.6	-13.7	-12.9	-12.5	-13	-12.5	-13.2	-12.7	-12.6	-12.3	-11.7	-12.2	-12.4
1/21 6:00	-12.8	-13.9	-13.1	-12.7	-13.2	-12.7	-13.5	-13	-12.6	-12.5	-11.9	-12.3	-12.5
1/21 7:00	-13.1	-14.2	-13.3	-12.8	-13.5	-13.1	-13.7	-13.2	-12.7	-12.7	-12.2	-12.5	-12.5

Figure 6: Ice Wine Hours from Jan 19-21, 2008

The second opportunity was similar in length to the January 2-3 event; however, instead of being broken by slightly warmer temperatures, this occasion was interrupted by temperatures that sunk below  $-12^{\circ}\text{C}$ . Temperatures reached  $-8^{\circ}\text{C}$  on the evening of the 19<sup>th</sup>, and remained cold until around noon on the 21<sup>st</sup>.

Date/ Time	WIN Weather INnovations Incorporated												
	Winona	Grimsby	Beamsville	Vineland Cherry Ave.	Vineland Escarpment	Jordan Hwy 8	Jordan Escarpment	West St. Catharines	Niagara College	Virgil	Lakeshore	Parkway	Queenston
<b>Possible Icewine Opportunity #2 Continued...</b>													
1/21 8:00	-13.1	-14.2	-13.5	-13	-13.5	-13	-13.4	-13	-12.7	-12.6	-12.7	-12.7	-12.6
1/21 9:00	-11.9	-13.1	-12.3	-11.9	-12.3	-11.8	-12.3	-11.5	-11.6	-11.4	-11.7	-11.6	-11.5
1/21 10:00	-10	-11	-10.4	-10.2	-10.6	-10.1	-10.6	-9.7	-9.7	-9.6	-9.9	-9.9	-9.7
1/21 11:00	-8.7	-9.5	-9.1	-8.8	-9.2	-8.9	-9.4	-8.7	-8.4	-8.1	-8.3	-8.3	-8.4
1/21 12:00	-8.2	-8.9	-8.5	-8.2	-8.6	-8.2	-8.7	-7.8	-7.7	-7.5	-7.6	-7.7	-7.7
1/21 13:00	-7.7	-8.4	-7.5	-7.5	-7.8	-7.5	-7.8	-7	-6.9	-6.8	-7.3	-7	-6.8
1/21 14:00	-6.9	-7.5	-6.9	-6.9	-7.1	-6.8	-7.1	-6.5	-6.2	-6.2	-6.7	-6.5	-6.3
<b>Possible Icewine Opportunity #3: Jan 21-22</b>													
1/21 18:00	-6.7	-7.7	-6.9	-6.6	-7	-6.5	-7.1	-6.5	-6.4	-6.3	-6.3	-6.3	-6.4
1/21 19:00	-7.1	-8	-7.2	-6.9	-7.3	-6.8	-7.5	-6.8	-6.8	-6.7	-6.4	-6.5	-6.7
1/21 20:00	-6.6	-7.8	-7.1	-6.9	-7.3	-6.9	-7.5	-7.1	-6.9	-7	-6.9	-6.9	-7
1/21 21:00	-6.6	-7.6	-6.9	-6.6	-7	-6.8	-7.3	-7.2	-6.5	-6.6	-6.8	-6.8	-6.6
1/21 22:00	-6.9	-8.7	-7.5	-7.2	-7.4	-7.8	-7.8	-7.5	-6.7	-6.9	-7	-7	-6.4
1/21 23:00	-8.9	-10.2	-8.2	-8.5	-6.8	-7.2	-6.7	-6.5	-6.6	-6.8	-7.8	-6.5	-6
1/22 0:00	-9.4	-11	-9.1	-10.3	-8.5	-9	-7.7	-7.8	-8	-7.2	-7.3	-6.8	-7.2
1/22 1:00	-10	-11.6	-9.2	-9.3	-9.1	-10	-8.9	-10.2	-8	-7.2	-6.9	-7.4	-7.4
1/22 2:00	-8.2	-9.8	-8.5	-8.3	-8.6	-9.7	-9	-9.8	-7.5	-7.2	-7.2	-7.9	-7.1
1/22 3:00	-7.1	-8.4	-7.2	-8	-7.5	-8.8	-8.9	-8.5	-6.3	-7.6	-7.8	-8.2	-7.9
1/22 4:00	-6.7	-7.7	-6.9	-7.9	-7.4	-8.7	-8.1	-8.2	-7.1	-7.8	-7.7	-8	-7.9
1/22 5:00	-5.8	-7	-6	-6.7	-6.1	-7.1	-7.4	-7.7	-6.8	-7.2	-7.1	-7.5	-7.2
<b>Possible Icewine Opportunity #4: Jan 22-23</b>													
1/22 22:00	-6.7	-7.6	-6.7	-6.3	-6.8	-6.1	-7.1	-6.4	-6.4	-6.1	-4.5	-5.1	-6.1
1/22 23:00	-7.6	-8.8	-7.4	-6.9	-7.7	-7.2	-7.9	-8	-7.1	-6.9	-6.5	-6.8	-6.5
1/23 0:00	-8	-9	-8.1	-7.6	-8.8	-9.1	-9	-8.9	-7.4	-7.1	-7.5	-7.3	-7
1/23 1:00	-8.2	-9.2	-8.3	-7.6	-8.3	-8.1	-8.5	-8.9	-7.4	-7.6	-7.7	-7.6	-7
1/23 2:00	-8.2	-9.2	-8	-7.8	-8.1	-7.6	-8.8	-7.9	-8.2	-8.3	-6.1	-7.8	-7.6
1/23 3:00	-7.6	-9	-8.1	-7.7	-8.1	-7.4	-8	-7.5	-7.7	-7.4	-6.5	-7.2	-7.6
1/23 4:00	-7.8	-8.7	-7.8	-7.5	-7.9	-7.4	-8	-7.4	-7.3	-7.3	-6.6	-7.2	-7.3
1/23 5:00	-8.1	-9	-8	-7.5	-7.9	-7.3	-7.9	-7.3	-7.3	-7	-6.1	-6.8	-7.2
1/23 6:00	-8.3	-9.5	-8.4	-8	-8.6	-8	-8.7	-8.1	-7.9	-7.7	-7.4	-7.5	-7.6
1/23 7:00	-8.4	-9.5	-8.5	-8.1	-8.7	-8.3	-8.8	-8.4	-8	-7.8	-7.8	-7.9	-7.9
1/23 8:00	-8.4	-9.5	-8.6	-8.1	-8.6	-8.2	-8.8	-8.3	-8	-7.9	-7.8	-7.9	-7.9
1/23 9:00	-8.4	-9.4	-8.7	-8.3	-8.7	-8.1	-8.8	-8.2	-8	-7.8	-7.2	-7.6	-7.8
1/23 10:00	-7.7	-9	-8.3	-8	-8.4	-7.9	-8.7	-7.9	-7.8	-7.6	-6.9	-7.3	-7.6
1/23 11:00	-6.7	-7.7	-7.1	-7	-7.2	-6.6	-7.4	-6.7	-7.1	-6.8	-6.1	-6.4	-6.9

Figure 7: Ice Wine Hours From Jan 21-23, 2007

January 21-22 provided a very small window of opportunity for most locations, except for Vigil, Lakeshore and Queenston, which remained slightly too warm. January 23 offered another small opportunity for harvest for all locations except in Niagara-on-the-Lake.




Date/ Time													
	Winona	Grimsby	Beamsville	Vineland Cherry Ave.	Vineland Escarpment	Jordan Hwy 8	Jordan Escarpment	West St. Catharines	Niagara College	Virgil	Lakeshore	Parway	Queenston
<b>Possible Icewine Opportunity #5: Jan 23-24</b>													
1/23 16:00	-6.7	-7.5	-6.7	-6.5	-6.9	-6.3	-7.3	-6.6	-6.4	-6.4	-6.1	-6.2	-6.2
1/23 17:00	-7.2	-8.1	-7.3	-7	-7.5	-6.9	-7.7	-7	-7	-6.9	-6.4	-6.8	-7
1/23 18:00	-7.6	-8.6	-7.7	-7.4	-7.9	-7.4	-8.2	-7.5	-7.4	-7.4	-7	-7.2	-7.4
1/23 19:00	-8	-9.1	-8.1	-7.8	-8.3	-7.6	-8.4	-7.8	-7.6	-7.5	-7.4	-7.5	-7.6
1/23 20:00	-8.4	-9.5	-8.7	-8.4	-8.8	-8.2	-9.1	-8.5	-8.1	-8	-7.7	-7.8	-8
1/23 21:00	-8.7	-9.9	-8.8	-8.4	-8.9	-8.4	-9	-8.5	-8.2	-8	-7.6	-8	-8.2
1/23 22:00	-8.6	-10.2	-8.8	-8.4	-8.7	-8.2	-8.9	-8.6	-8.3	-7.9	-6.6	-7.8	-8.2
1/23 23:00	-8.8	-9.9	-8.9	-8.5	-8.9	-8.4	-9.3	-8.8	-8.4	-8	-6.7	-8	-8.3
1/24 0:00	-9	-10.5	-9.3	-8.8	-9.6	-9.2	-9.9	-9.3	-8.5	-8.4	-8.1	-8.4	-8.4
1/24 1:00	-9	-10.3	-9.4	-8.7	-9.8	-9.3	-9.9	-9.6	-8.6	-8.6	-8.4	-8.5	-8.6
1/24 2:00	-8.8	-10	-9.3	-8.7	-9.5	-9.1	-9.7	-9	-8.6	-8.6	-8.5	-8.6	-8.7
1/24 3:00	-8.7	-9.8	-9.2	-8.5	-9.4	-8.9	-9.5	-8.9	-8.5	-8.5	-8.5	-8.5	-8.7
1/24 4:00	-8.7	-9.9	-9.1	-8.5	-9.3	-8.8	-9.5	-8.8	-8.5	-8.4	-8.4	-8.4	-8.5
1/24 5:00	-9	-10.1	-9.2	-8.6	-9.4	-8.8	-9.5	-9	-8.6	-8.4	-8.4	-8.5	-8.5
1/24 6:00	-9.2	-10.5	-9.4	-8.6	-9.6	-9	-9.7	-9.2	-8.8	-8.6	-8.6	-8.6	-8.6
1/24 7:00	-9.5	-11.7	-9.8	-9.3	-10.2	-9.6	-10.6	-10	-9.2	-8.9	-8.7	-8.7	-8.7
1/24 8:00	-10.2	-12.7	-10.2	-9.8	-10.4	-9.7	-11	-10.1	-9.1	-9.2	-9	-9	-8.6
1/24 9:00	-9.9	-14	-10.2	-10.3	-10.5	-9.7	-11.5	-10.3	-9.4	-9.8	-9.1	-8.5	-8.7
1/24 10:00	-7.8	-9.7	-8.3	-8.2	-8.4	-7.9	-10.1	-7.8	-8.4	-8.3	-6.9	-7.8	-7.8
1/24 11:00	-6.2	-7.1	-6	-6.1	-6.6	-6	-7.2	-6.2	-5.8	-6.3	-5.7	-6.4	-6.3
<b>Possible Icewine Opportunity #6: Jan 24-25</b>													
1/24 17:00	-4.9	-6.1	-6.2	-5.6	-6.3	-6	-6.6	-6.4	-6	-6.2	-5.4	-5.7	-6
1/24 18:00	-6.1	-7.3	-7.7	-6.9	-7.6	-6.9	-8.9	-8.1	-8.9	-7.5	-5.4	-6.4	-8.1
1/24 19:00	-7.6	-8	-6.9	-6.5	-7.4	-6.7	-8.3	-7.2	-7.3	-7.4	-5.4	-5.9	-7.4
1/24 20:00	-8.1	-9.7	-8.1	-7.8	-7.9	-7.3	-8.8	-7.8	-7.1	-6.4	-5.5	-6.3	-8
1/24 21:00	-8.5	-10.6	-8.7	-8.2	-8.7	-7.9	-9.2	-8.2	-7.4	-6.8	-5.3	-6	-7.1
1/24 22:00	-8.7	-10.6	-9.4	-8.8	-9.5	-8.5	-10.4	-8.9	-8.7	-8.3	-7.2	-7.7	-8.1
1/24 23:00	-9	-10.4	-9.2	-8.5	-9.3	-8.7	-10.4	-9.2	-9.2	-9.1	-7.7	-8.7	-8.7
1/25 0:00	-9.7	-11.1	-10.1	-9	-9.8	-9.5	-10.4	-9.6	-8.8	-8.4	-7.1	-7.9	-8.6
1/25 1:00	-9.4	-11.7	-10.1	-9.5	-10.1	-9.5	-11.2	-9.6	-9.7	-9.5	-7.3	-8.4	-9.3
1/25 2:00	-9.7	-11.3	-10.5	-9.6	-10.5	-9.8	-11.6	-10.2	-10	-9.7	-7.4	-9.2	-9.7
1/25 3:00	-10.4	-11.3	-11.2	-10.2	-11.7	-11.3	-11.7	-11.6	-10.1	-9.9	-9.7	-9.8	-9.7
1/25 4:00	-10.8	-11.5	-11.6	-10.8	-12	-11.5	-12.1	-11.8	-10.4	-10.5	-10.6	-10.5	-9.8
1/25 5:00	-11.4	-12.5	-12.1	-11.3	-12.4	-12	-12.5	-12.4	-11.2	-11.2	-11.3	-11.2	-10.4
1/25 6:00	-11.6	-13.3	-12.3	-11.6	-12.6	-12.2	-12.6	-12.4	-11.5	-11.4	-11.7	-11.6	-11
1/25 7:00	-11.7	-12.9	-12.1	-11.5	-12.5	-12	-12.4	-12.1	-11.3	-11.3	-11.6	-11.4	-11.3
1/25 8:00	-11.4	-12.8	-11.8	-11.3	-12	-11.6	-11.9	-11.5	-11	-11.2	-11.5	-11.3	-11
1/25 9:00	-10.9	-12.2	-11	-10.6	-11.2	-10.6	-11.1	-10.4	-10.3	-10.3	-10.6	-10.4	-10
1/25 10:00	-9.6	-10.9	-9.9	-9.7	-10.2	-9.4	-10.3	-9.2	-9.2	-9.3	-9.2	-9.3	-8.9
1/25 11:00	-8.5	-9.5	-8.8	-8.6	-9	-8.2	-9.2	-8	-8.2	-8.4	-8.4	-8.3	-8.1
1/25 12:00	-7.4	-8.5	-7.6	-7.5	-7.8	-7.1	-7.9	-6.8	-7.1	-7.3	-7.3	-7.2	-7
1/25 13:00	-6.8	-7.5	-6.4	-6.4	-6.6	-5.8	-6.7	-5.5	-5.9	-6	-6.2	-5.9	-5.6

Figure 8: Ice Wine Hours From Jan 23-25, 2008

January 23-24 offered at least another 10-hour opportunity for harvest at all locations. The following night offered a similar opportunity; however, temperatures sunk slightly below  $-12^{\circ}\text{C}$  at some locations, while Lakeshore took longer to initially reach temperatures below  $-8^{\circ}\text{C}$ .



Date/ Time													
	Winona	Grimsby	Beamsville	Vineland Cherry Ave.	Vineland Escarpment	Jordan Hwy 8	Jordan Escarpment	West St. Catharines	Niagara College	Virgil	Lakeshore	Parway	Queenston
<b>Possible Icewine Opportunity #7: Jan 25-26</b>													
1/25 17:00	-6.5	-7	-6	-5.7	-6.2	-5.6	-6.3	-5.7	-5.4	-5.6	-5.6	-5.5	-5.2
1/25 18:00	-7.6	-8.3	-7.2	-6.7	-7.1	-6.7	-7.2	-7	-6.3	-6.4	-6.5	-6.5	-6.2
1/25 19:00	-8.3	-9.2	-8	-7.6	-7.8	-7.4	-7.9	-7.8	-7.1	-7.2	-7.2	-7.1	-7
1/25 20:00	-8.4	-9.5	-8.4	-7.8	-8.3	-7.6	-8.4	-8.3	-7.5	-7.5	-7.6	-7.6	-7.4
1/25 21:00	-8.6	-9.6	-8.5	-7.8	-8.3	-7.8	-8.5	-8.5	-7.5	-7.8	-7.5	-7.8	-7.5
1/25 22:00	-9	-10.4	-8.8	-8.3	-8.7	-8.1	-8.7	-8.8	-7.8	-8.4	-7.5	-8	-8
1/25 23:00	-9.7	-10.5	-9	-8.7	-9.3	-8.6	-9.3	-9.3	-8.1	-8.8	-8.3	-8.5	-8.3
1/26 0:00	-9.6	-10.7	-9	-8.7	-9.1	-8.6	-9	-8.8	-8.2	-8.9	-9	-9	-8.2
1/26 1:00	-9.3	-11	-9.2	-8.3	-9.2	-8.7	-9.3	-9.1	-8.3	-8.4	-8.7	-8.6	-7.9
1/26 2:00	-9	-10.3	-9.1	-8.2	-9	-8.4	-9.1	-9.2	-8.3	-8.2	-8.6	-8.4	-8
1/26 3:00	-9	-10.2	-8.9	-8.3	-8.8	-8.2	-8.9	-8.6	-8.2	-8.3	-8.3	-8.4	-8
1/26 4:00	-8.7	-10.1	-8.9	-8.2	-8.9	-8.2	-9.3	-8.9	-8.1	-7.9	-7.8	-8	-7.9
1/26 5:00	-8.4	-9.7	-8.8	-8.2	-8.7	-8	-9.2	-9.1	-8.3	-8.3	-8.5	-8.6	-8
1/26 6:00	-8.6	-9.6	-8.7	-8	-8.7	-8.4	-9.2	-8.9	-8.2	-8.6	-9	-9.2	-8.5
1/26 7:00	-8.3	-9.9	-9	-8.1	-9.3	-8.8	-9.7	-9.1	-8.6	-9.7	-9.8	-9.7	-8.3
1/26 8:00	-8.7	-10.1	-9.1	-8.7	-9.5	-9.1	-9.5	-9.1	-8.7	-9.3	-9	-8.9	-8.4
1/26 9:00	-8.6	-9.7	-8.9	-8.5	-9.1	-8.5	-9.1	-8.6	-8.5	-8.7	-8.7	-8.7	-7.8
1/26 10:00	-7.6	-8.7	-7.9	-7.5	-7.9	-7.2	-7.8	-7	-6.6	-6.6	-6.7	-6.2	-5.9
1/26 11:00	-6.1	-7.2	-6.1	-5.7	-6	-5	-6.1	-4.8	-5	-5	-5.3	-4.9	-4.8
<b>Possible Icewine Opportunity #8: Jan 27</b>													
1/27 3:00	-6.1	-7.1	-5.3	-5.8	-5	-4.3	-4.8	-4.2	-3.9	-4.6	-4.5	-5	-4.3
1/27 4:00	-8.1	-10	-7.2	-7.4	-6.8	-6	-6.2	-5.1	-4.1	-4.7	-4.9	-4.9	-4.2
1/27 5:00	-6.6	-9.9	-7.1	-10.2	-7.7	-9	-10.2	-6.8	-7	-8.4	-6.3	-6	-4.8
1/27 6:00	-5.4	-8.1	-5.5	-6.7	-6.3	-7.8	-8.4	-6.9	-6.8	-9.3	-6.9	-5.6	-5.7
1/27 7:00	-5.1	-7.6	-5	-5.6	-5.7	-6	-6.5	-6.3	-5.2	-7	-5.3	-5	-6.5
1/27 8:00	-6.7	-8.3	-5.5	-5.8	-5.7	-6	-6	-6	-4.4	-4.9	-4.8	-4.6	-4.6
1/27 9:00	-5.5	-8.5	-5.2	-7.1	-6	-5.9	-6	-6	-4.1	-4.8	-4.1	-3.6	-3.8
1/27 10:00	-2.8	-3.9	-3.5	-3.6	-4	-3	-4.6	-2.8	-2.5	-3.9	-1.7	-2.1	-2.4

Figure 9: Ice Wine Hours From Jan 25-27

Another opportunity arose on January 25-26. Temperatures remained just within ice wine harvesting ranges, although warming slightly for an hour or two at a few locations in Niagara-on-the-Lake. A very insignificant opportunity arose during the morning hours of January 27.

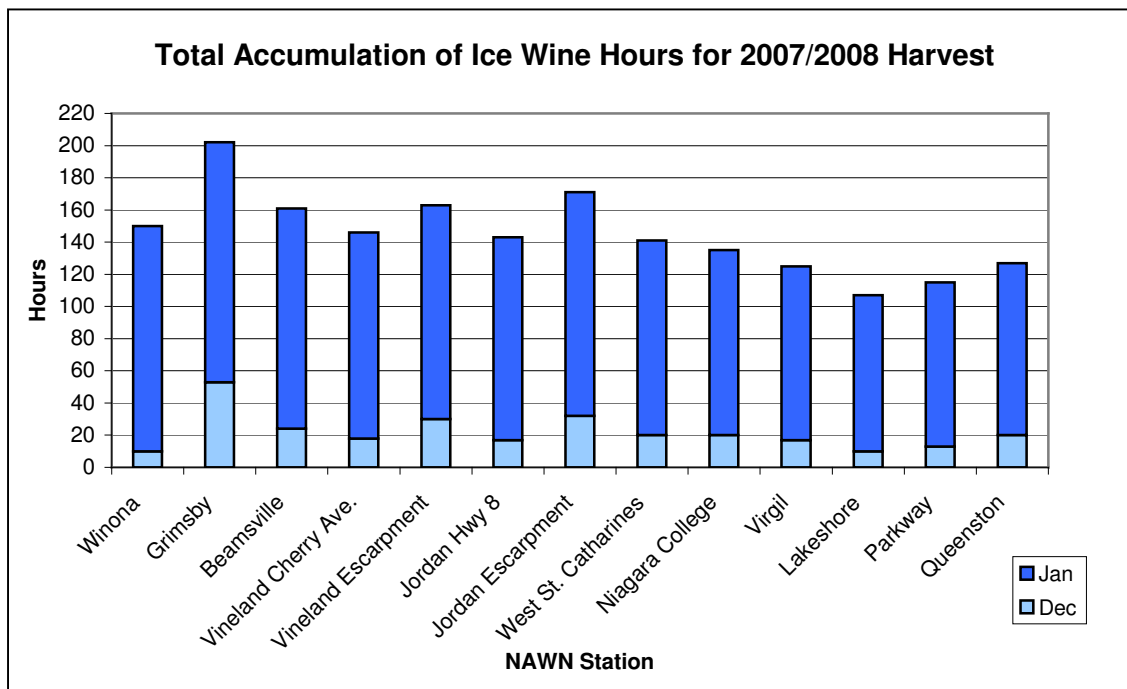
Date/ Time													
	Winona	Grimsby	Beamsville	Vineland Cherry Ave.	Vineland Escarpment	Jordan Hwy 8	Jordan Escarpment	West St. Catharines	Niagara College	Virgil	Lakeshore	Parkway	Queenston
<b>Possible Icewine Opportunity #9: Jan 30-31</b>													
1/30 8:00	-6.5	-7.8	-6.8	-6.3	-6.6	-6.3	-6.8	-6.2	-6	-5.8	-5.6	-5.6	-5.9
1/30 9:00	-7.9	-9	-7.9	-7.4	-7.8	-7.3	-7.9	-7.1	-7.1	-6.8	-6.7	-6.7	-7
1/30 10:00	-8.3	-9.3	-8.4	-7.8	-8	-7.8	-8.2	-7.6	-7.5	-7.2	-7	-7.1	-7.6
1/30 11:00	-8.6	-9.6	-8.4	-7.8	-8.3	-7.6	-8.2	-7.5	-7.5	-7.2	-7	-7	-7.5
1/30 12:00	-8.7	-9.9	-9	-8.4	-8.8	-8.4	-8.7	-7.7	-7.4	-7.2	-7.5	-7.5	-7.5
1/30 13:00	-8.5	-9.8	-8.8	-8.4	-8.9	-8.3	-8.9	-8.2	-8	-7.8	-7.9	-8	-7.7
1/30 14:00	-7.9	-9	-8.3	-7.6	-8.2	-8	-8.3	-7.6	-7.3	-7.4	-7.2	-7.2	-7.5
1/30 15:00	-7.2	-8.2	-7.4	-7.1	-7.5	-7.3	-7.9	-7.1	-6.7	-6.9	-6.7	-7	-6.9
1/30 16:00	-6.8	-7.9	-7.4	-7	-7.5	-7.1	-7.5	-6.9	-6.9	-6.7	-6.7	-6.8	-6.7
1/30 17:00	-7.4	-8.4	-7.5	-7.3	-7.7	-7.3	-7.9	-7.3	-7.2	-7.1	-6.9	-7	-7.2
1/30 18:00	-8	-9	-8.1	-7.7	-8.1	-7.5	-8.1	-7.6	-7.4	-7.3	-7.3	-7.3	-7.4
1/30 19:00	-8.2	-9.3	-8.4	-8	-8.5	-7.8	-8.5	-7.9	-7.8	-7.7	-7.5	-7.6	-7.7
1/30 20:00	-8.3	-9.4	-8.4	-8.1	-8.5	-8	-8.6	-8	-7.9	-7.8	-7.7	-7.8	-7.8
1/30 21:00	-8.5	-9.5	-8.6	-8.2	-8.6	-8.1	-8.6	-8.1	-8	-7.9	-7.9	-7.9	-7.9
1/30 22:00	-8.5	-9.6	-8.8	-8.4	-8.8	-8.2	-8.9	-8.3	-8.2	-8.1	-7.9	-8	-8
1/30 23:00	-8.7	-9.9	-9.1	-8.7	-9.1	-8.6	-9.3	-8.6	-8.5	-8.3	-8.2	-8.3	-8.4
1/31 0:00	-9	-10.1	-9.4	-9.1	-9.6	-9	-9.6	-9	-8.9	-8.8	-8.5	-8.7	-8.8
1/31 1:00	-9.3	-10.6	-9.8	-9.5	-10	-9.5	-10.1	-9.5	-9.4	-9.3	-8.6	-9	-9.3
1/31 2:00	-9.8	-10.9	-10.1	-9.8	-10.2	-9.9	-10.5	-10	-9.8	-9.6	-9	-9.4	-9.6
1/31 3:00	-10	-11.2	-10.4	-10	-10.6	-10.2	-10.8	-10.4	-10.1	-10	-9.5	-9.7	-9.9
1/31 4:00	-10.2	-11.4	-10.6	-10.2	-10.8	-10.4	-11	-10.5	-10.3	-10.2	-9.7	-9.9	-10.1
1/31 5:00	-10.4	-11.8	-10.9	-10.4	-11	-10.5	-11.1	-10.7	-10.3	-10.1	-9.7	-9.9	-10.1
1/31 6:00	-10.6	-12.2	-11	-10.5	-11.1	-10.7	-11.3	-10.9	-10.4	-10	-9.6	-9.7	-10.1
1/31 7:00	-10.9	-12.3	-11.2	-10.7	-11.3	-10.8	-11.3	-10.8	-10.4	-9.7	-9.5	-9.4	-10
1/31 8:00	-10.9	-12.4	-11.3	-10.8	-11.4	-10.8	-11.4	-10.8	-10.5	-9.9	-9.5	-9.5	-10
1/31 9:00	-10	-11.6	-10.5	-10	-10.5	-9.8	-10.5	-9.6	-9.5	-9.2	-8.9	-9	-9.3
1/31 10:00	-8.1	-9.3	-8.5	-8.2	-8.6	-8	-8.8	-7.6	-7.5	-7.7	-7.4	-7.6	-7.5
1/31 11:00	-6.9	-7.7	-6.9	-6.9	-7.2	-6.6	-7.5	-5.8	-6.1	-6.3	-6.2	-6	-6

**Figure 10: Ice Wine Hours From Jan 30-31**

The final ice wine harvesting opportunity arose on the last two days of January. Temperatures were within suitable temperatures for at least 10 hours at each location.

## SUMMARY

In general, the first half of January was unseasonably warm, while the latter half was fairly typical. Of the 13 NAWN stations, the coldest January temperature reached was  $-15.0^{\circ}\text{C}$ , occurring at Grimsby on January 24<sup>th</sup>. Many growers got the majority of their grapes off during the first two significant ice wine harvest opportunities: January 2-3 and January 19-21. Grimsby accumulated the greatest number of ice wine hours in January, while Lakeshore accumulated the least. Furthermore, all of the Niagara-on-the-Lake stations accumulated fewer hours than the rest of Niagara. Overall, there were more hours accumulated in 2008 than in 2007. Thus, there was a greater amount of time suitable for harvesting in January 2008 than in January 2007.



**Figure 11: Seasonal Accumulation of Ice Wine Hours**

For each location, the majority of ice wine hours for the 2007/2008 ice wine season were accumulated during the month of January. As can be seen in Figure 11, the month of December only contributed a small portion to the total number of ice wine hours.