



Weather INnovations Incorporated

February 2013 Summary

Prince Edward County

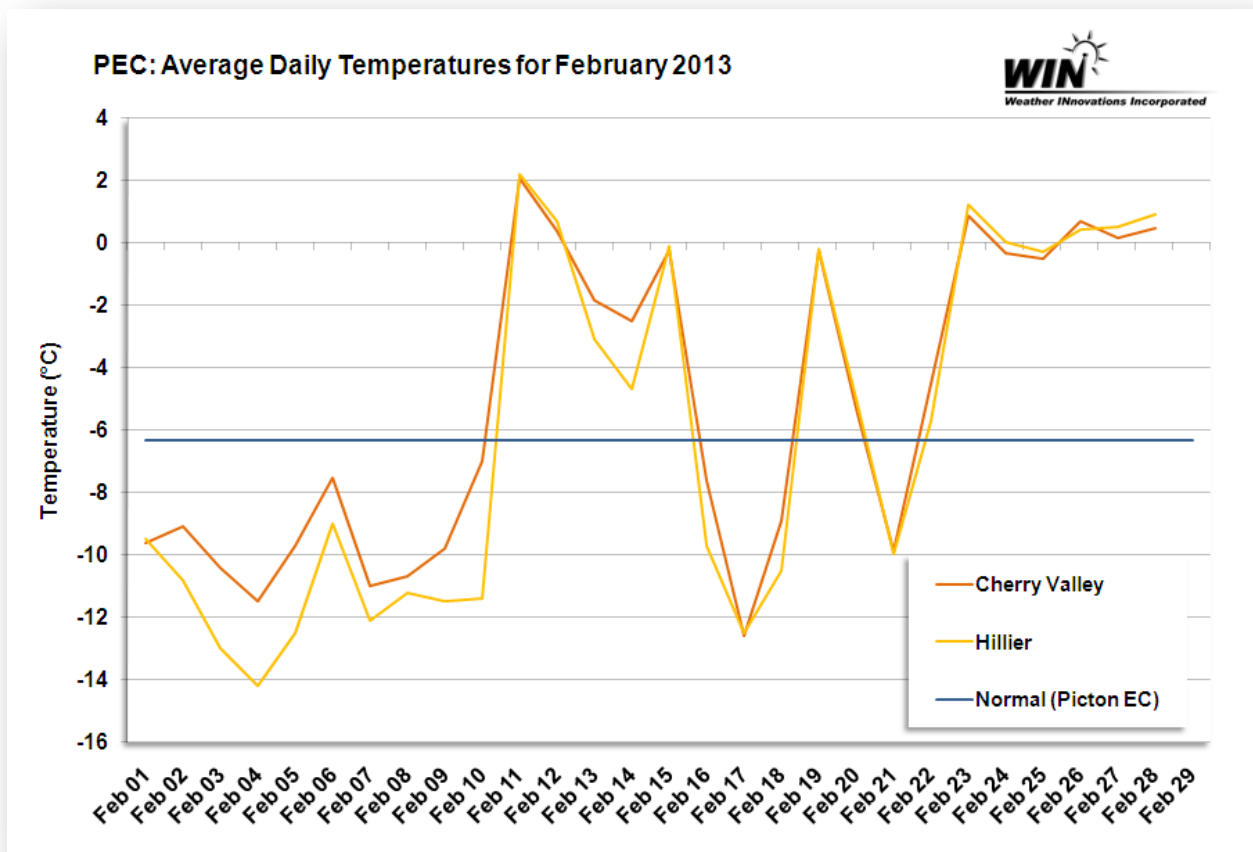


Wayne Heinen
March 5, 2013



OVERVIEW

The warmer-than-normal temperatures experienced in December and January transitioned to near normal in February 2013. Average monthly temperatures were -5.2°C at Cherry Valley and -6.1°C at Hillier. Accordingly, the average monthly temperatures were 0.2°C – 1.1°C above normal for this appellation, compared to 4.9°C – 5.1°C above normal in 2012. These statistics are based on Environment Canada’s 30-year normal for Picton. This summary illustrates February 2013 temperatures and ice wine hours. For this report, ice wine hours are defined as instances when the average hourly temperature ranged between -8.0°C and -12.0°C , inclusive.



TEMPERATURE ANALYSIS

The February 2013 monthly minimum temperature for each site was -20°C at the Cherry Valley station (compared to -14.5°C in 2012) and -27.2°C at the Hillier station (compared to -23.2°C in 2012). A strong inversion was present during the time at which the Hillier station reached -27.2°C . There were 18 days (compared to 10 days in 2012) when temperatures, at one or more stations, dipped into ice wine temperature ranges. These temperature characteristics are illustrated in the following figures.

PEC: February 2013 Daily Minimums

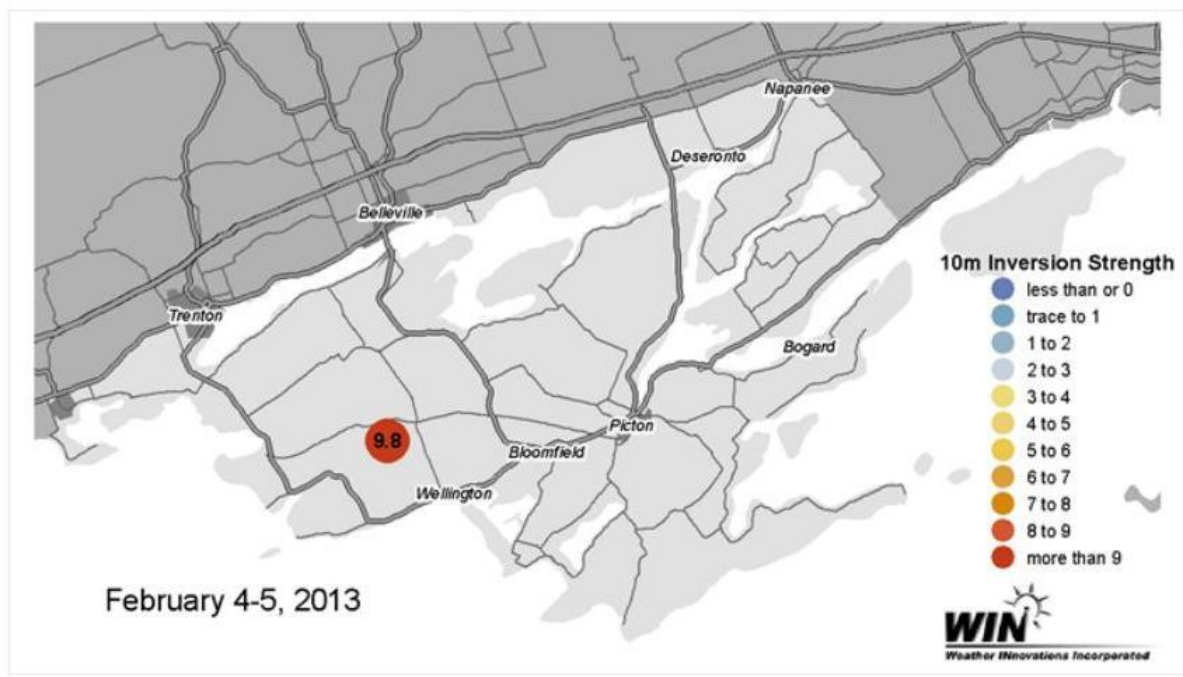
Date	Cherry Valley	Hillier
1-Feb	-11.7	-11.7
2-Feb	-13.8	-24.8
3-Feb	-16	-24.5
4-Feb	-17.7	-26.7
5-Feb	-19.5	-27.2
6-Feb	-14.3	-22.8
7-Feb	-13.6	-22
8-Feb	-11.8	-12.6
9-Feb	-14.5	-23.6
10-Feb	-20	-26.7
11-Feb	0.5	0.7
12-Feb	-1	-0.9
13-Feb	-7.8	-14.1
14-Feb	-11.9	-15.9
15-Feb	-5.6	-6.6
16-Feb	-11.9	-17.9
17-Feb	-16	-16.5
18-Feb	-17.4	-22.4
19-Feb	-2.9	-3.3
20-Feb	-8.3	-8
21-Feb	-14.9	-14.9
22-Feb	-13.4	-15.9
23-Feb	-0.2	-0.1
24-Feb	-1.1	-2.3
25-Feb	-4.9	-7.4
26-Feb	-4	-7.1
27-Feb	-0.4	-0.2
28-Feb	-0.6	-0.7



	Days with Icewine Temperatures
	Monthly Minimum



These **10m Inversion Strengths** were present during the 15-minute period at which the overnight low was reached.



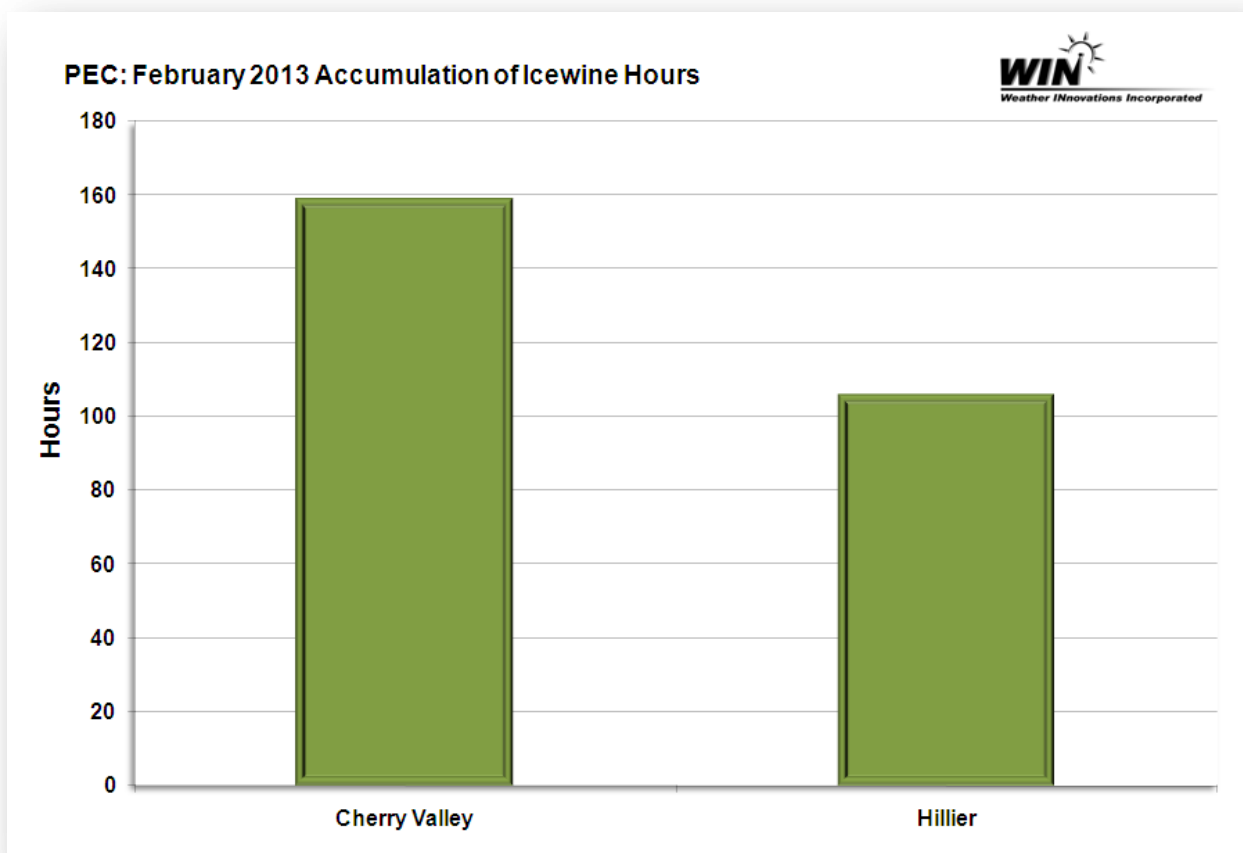
PEC: February 2013 Daily Temperatures Compared to Normal

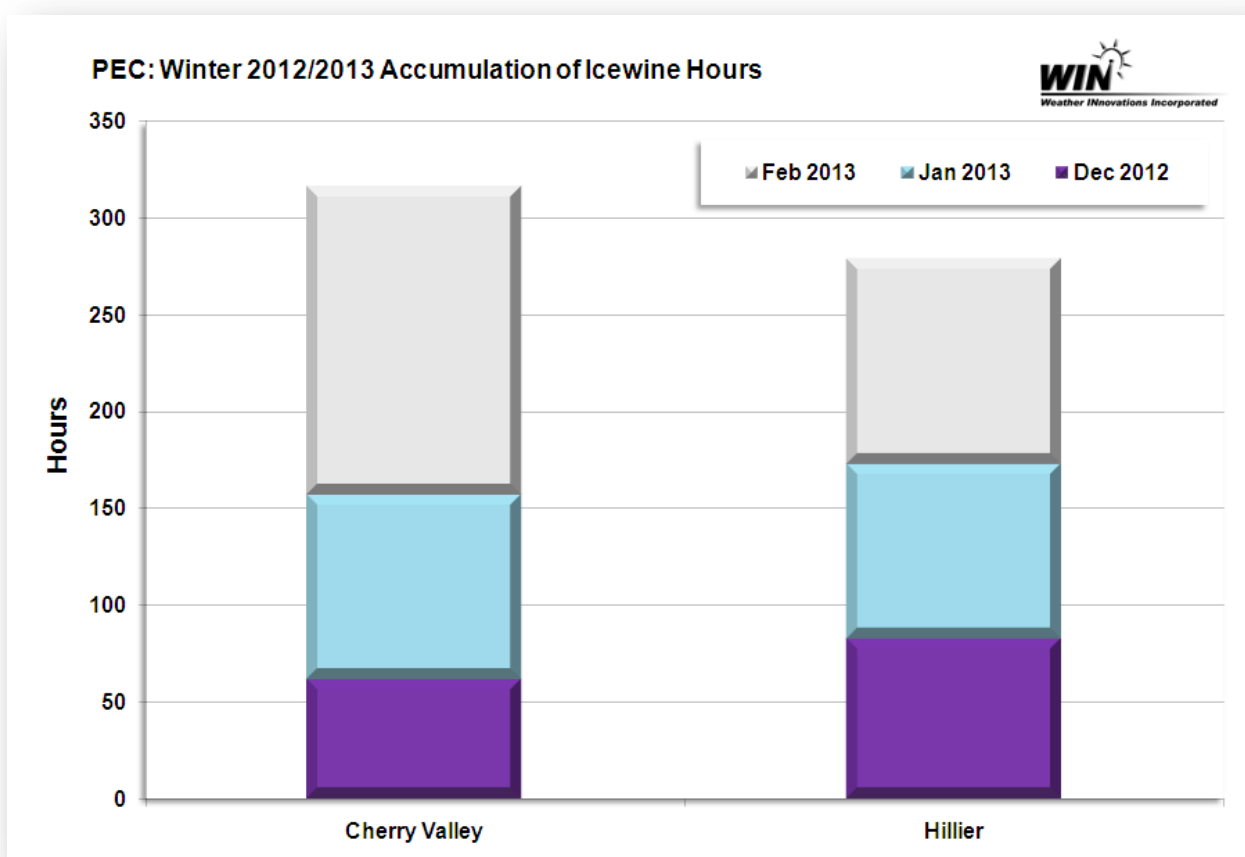
	Cherry Valley	Hillier	Normal (Picton)
Days with Maximum Temperature:			
<= 0 °C	14	14	16.8
> 0 °C	14	14	11.4
> 10 °C	0	0	0.2
> 20 °C	0	0	0
> 30 °C	0	0	0
> 35 °C	0	0	0
Days with Minimum Temperature:			
> 0 °C	1	1	2.2
<= 2 °C	28	28	27.4
<= 0 °C	27	27	26
<= -2 °C	22	23	23.1
<= -10 °C	16	17	15.2
<= -20 °C	1	9	3.6
<= -30 °C	0	0	0.2

WIN
Weather INnovations Incorporated

ICE WINE HOURS ANALYSIS

A total of 159 ice wine hours were recorded at the Cherry Valley station and 106 ice wine hours at the Hillier station. The combined ice wine hour totals for the entire winter ranged between 279 and 316 hours (compared to 150 to 162 in the previous winter). The following figures illustrate the variability of accumulated ice wine hours within the appellation.





SUMMARY

February 2013 temperatures were near normal in the Prince Edward County appellation; average temperatures for the month were 0.2°C to 1.1°C above the 30-year normal. The coldest event took place on the 5th, reaching -27.2°C at the Hillier station. Ample ice wine harvest opportunities occurred throughout this winter.